

YGUSSWP

**YEMENI GENERAL UNION OF SOCIOLOGISTS, SOCIAL WORKERS
AND PSYCHOLOGISTS**



Report:

CHILD PROTECTION RAPID ASSESSMENT

Yemen, Sana'a governorate
Aug.2016

Funded by:

UNICEF

Edited by ;

**Amr Mohammed
Mohammed Al Kumaim**

Summary:

The YGUSSWP conducted CPRA among 6 districts in Sana'a governorate during the period 27-31Aug 2016, to identify the needs of the conflict affected communities and IDPs specially the most vulnerable people and identify the protection risk that children exposed to in emergencies situations such as (GBV, grave violations, risks of mines & UXOs ...etc, and to contribute to the mapping efforts of the displacement locations and the size of IDPs in Sana'a governorate.

Objectives of the CP Rapid Assessment:

Conducting a CP Rapid Assessment in the conflict zones, and measure or identifying the effects of the conflict on the people in the targeted areas.

- Identifying the psychological effects of the war (conflict) on the affected and displaced (IDP) people
- Identifying the effects of the war (conflict) on children in terms of death , labor , children joined armed groups, uncombined children
- Identifying the impacts of the conflict on families and how they cope with the new situation
- Identifying the status of basic services and figure out how to access to basic services during the conflict, as well as during their displacement

Survey team:

The Yemeni General Union Sociologists, Social Workers and psychologists conduct this survey with professional team of social workers who collects the data from the targeted areas. The YGUSSWP data collection team s consists of 6 teams, and every team targeted one district, and the total numbers of the data collectors among the 6 teams were 23.

N	District targeted	Gender of Data collectors	
		Females	Males
1	Arahb	2	1
2	Bani Hushaysh	1	1
3	Bani Matar	1	1
4	Hamdan	1	1
5	Sanhan	2	2
6	Nihm		10
	Total	7	16
		23	

Technical Team members name ;	Position
Jala AlDoswrie	Reviewed the Questionnaires and Data Entry
Mohammed Al Kumaim	Quantitative Analyses by
Amr Mohammed	Qualitative Analyses, translation and Editor

Key Findings:

In the CPRA results , we find that 90% of the interviewed household indicated that they have notice changes in their children (under 18) behavior since the beginning of the conflict or the time of movement from their homes; the study showed that (15% boys , 16% girls, 45% both boys and girls) have sleeping problems, and (13% boys , 15% girls, 23% both boys and girls) have unusual crying and screaming , and (6% boys , 10% girls, 33% both boys and girls) have sadness behaviors, and (13% boys , 3% girls, 4% both boys and girls) have disrespectful behavior , and(19% boys , 16% girls, 37% both boys and girls) having nightmares, also the study indicated that (12% boys , 6% girls, 4% both boys and girls) of the children isolating themselves from others , and (24% boys , 5% girls , 10% both boys and girls) of the children have more aggressive behavior toward others , and(19% boys , 3% girls, %9 both boys and girls) of the children are tending to practice more violence against younger children , and (8% boys , 1% girls, %7 both boys and girls) of the children are spending more time with their friends, also we find that (15% boys , 11% girls, %12 both boys and girls) of the children have bedwetting, and that there are(12% boys , 12% girls, 19% both boys and girls)of the children unwilling to go to school.

The study indicated that there are more than 23 families have one of their children or more who have been separated from them due the conflict or during their displacement, moreover 8 of the head households pointed out that some of their separated children are living with their relatives (6 boys - 7 girls), and other 7 of the heads households indicated that (10 boys -9 girls) are living with one of their friends or neighbors, and there are 6 heads households indicated that (10 boys) of their children are living elsewhere on their own. On the other hand, there are 4 of the head households have indicated that 7 of their children have been missing during displacement, in addition to that there are 3 of the head households said that their children had been detained (4 boys and 2 girls).

The study also illustrated that 13% of the targeted households have a family member had died because of the conflict or during displacement, and as result there were (18 boys- 9 girls - 20 men - 9 women) who have been died. According to the study also indicated 28% of the head household indicated that there are some of their family members have been physically affected from the conflict (15 boys - 2 girls - 4 women - 7 men) due to landmines and the remnants unexploded weapons, and there are (47 boys- 17 girls - 19 women - 22 men) have been physically affected due to airstrike booming, and other indicated that some of their family members (2 boys , 2 girls , 2 women , 5 men) have been physically affected due sexual abused .

According to the study results, there are more than 439 children (193 boys - 246 girls) in the age of school and they are out of the schools, and they need support to link them again with schools. Also there are more than 71 children with special needs, and more than 93 orphaned children. The study found that there are more than 46 pregnant women in addition to 93 lactating women within the household families that have been targeted in the study.

There are 55% of households indicated that their children need emergency assistance and to respond to their needs as a result of the conflict and displacement, where there are more than (74 boys - 35 girls) need emergency health services as a result of disability or of being physically affected by the conflict, in addition to that there are (96 boys - 92 girls) need emergency psychosocial interventions

and referral. In addition to (4 boys - 4 girls) need family reunions interventions, furthermore there are (68 boys - 68 girls) need immunization or vaccination, and there are more than 168 boys and 128 girls have malnutrition issues and they need urgent support.

There are many difficulties that children and their families are facing to reach services and these difficulties due to the lack of services for both " children and parents; the study indicated that about 210 families have difficulty to access food services , and there are more than 206 families with their children could not have sufficient water supply, also 271 families have no access to sanitation services, and there are more than 275 families have no access to health services, and 171 of the heads households indicated that their children do not have access to schools.

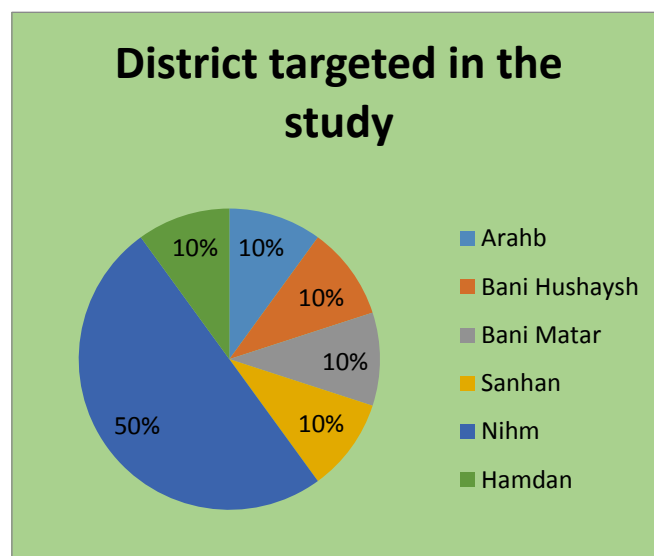
The study showed that most of the head household who have been interviewed have refer to some suggestions for protecting children and adults during displacement or conflict from the violation and other abuse and the most main suggestions; 57 heads of households refer to the importance of stablishing friendly safe spaces for children and 153 of the heads of households refer to the need of increasing awareness and providing psychosocial support, and other 155 of the heads households noted the importance of the provision of medical services, and 121 heads of households referred to the importance of the establishment of shelters for the displaced, and 112 heads of households noted the importance of providing food aid.

District and # of head household targeted in the CPRA;

District targeted in the study

governorate	Frequency	Percent
Sana'a	300	%100

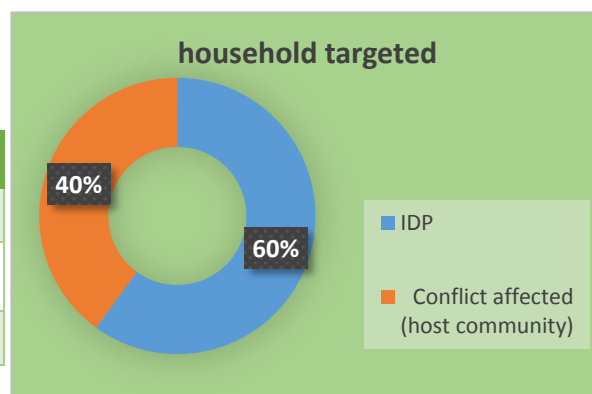
District targeted	Frequency	Percent
Arahb	30	%30
Bani Hushaysh	30	%30
Bani Matar	30	%30
Sanhan	30	%30
Nihm	150	%150
Hamdan	30	%30
Total	300	%300



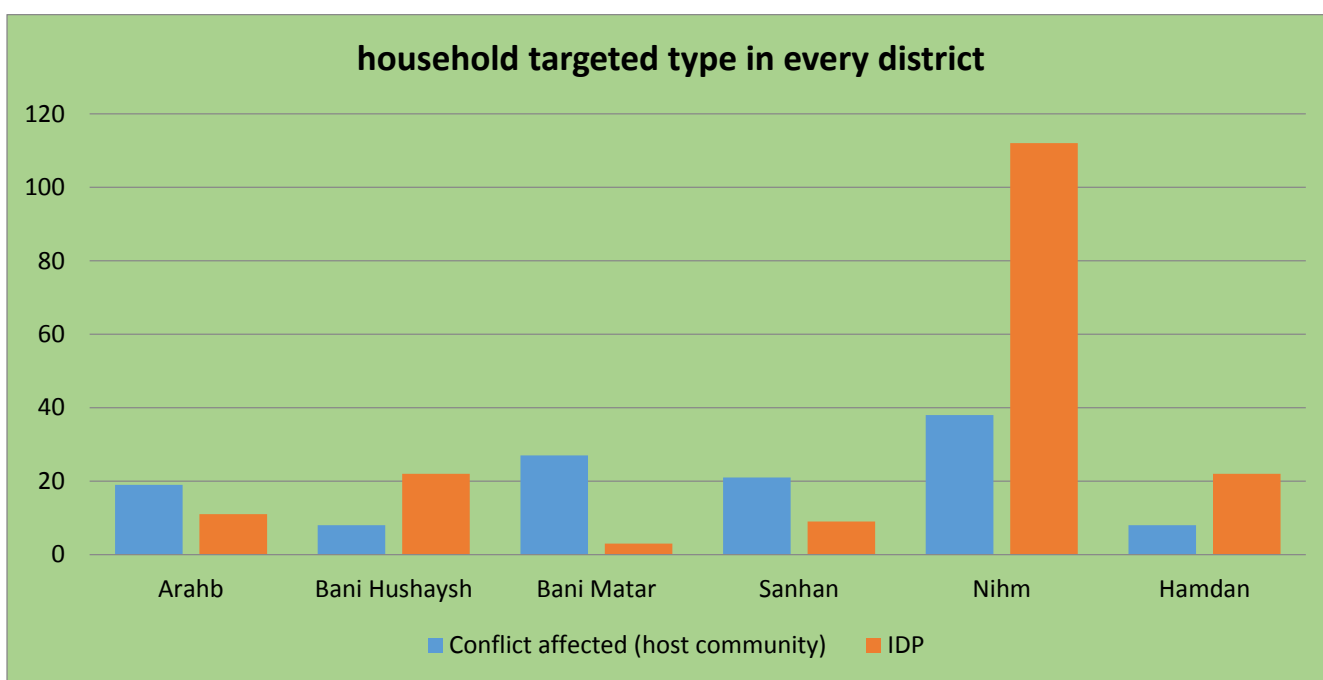
#	District targeted	Area/ Village	Frequency	Percent
1	Arahb	الخاميس Hamise	11	3.67
		الثلاث Thalath	2	0.67
		زندان Zandan	2	0.67
		شاكر Shakar	6	2.00
		شعب shabb	8	2.67
		عيال عبدالله Ayal Abdullah	1	0.33
2	Bani Hushaysh	حارة مصنع البيبيسي Cola Factory Neighborhood	21	7.00
		غول الشيخ Gohal Alskiha	9	3.00
3	Bani Matar	بيت حاتم Baite Hatam	10	3.33
		بيت عذران Baite Athrdan	9	3.00
		شهاب أسفل Shab Asfal	11	3.67
4	Sanhan	ريمة حميد Raymh Hammed	19	6.33
		ضبوة Thbawh	11	3.67
5	Nihm	الحنشيات Alhanshta	13	4.33
		عيال صياد Ayal Saiad	1	0.33
		عيال غفير Ayal Agfer	24	8.00
		عيال غفير حريب Harbe	16	5.33
		عيال منصور Ayal Mansoar	17	5.67
		مرهبة Marhabh	34	11.33
		نهم السر Nhim Alsre	45	15.00
6	Hamdan	وادعه Wadah	30	10.00
Total			300	%100.00

The household targeted in the CPRA

household targeted	Frequency	Percent
IDP	179	%60
Conflict affected (host community)	121	% 40
Total	300	%100

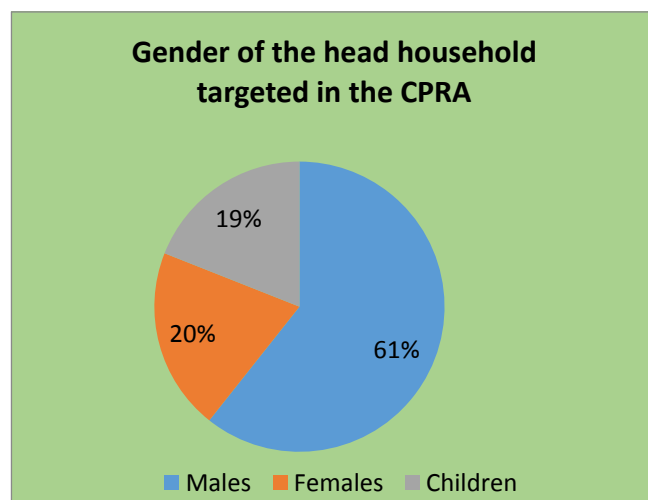


household targeted status in every district			
District targeted	Conflict affected (host community)	IDP	Total
Arahb	19	11	30
Bani Hushaysh	8	22	30
Bani Matar	27	3	30
Sanhan	21	9	30
Nihm	38	112	150
Hamdan	8	22	30
Total	121	179	300
Percent	%40.33	%59.67	%100.00



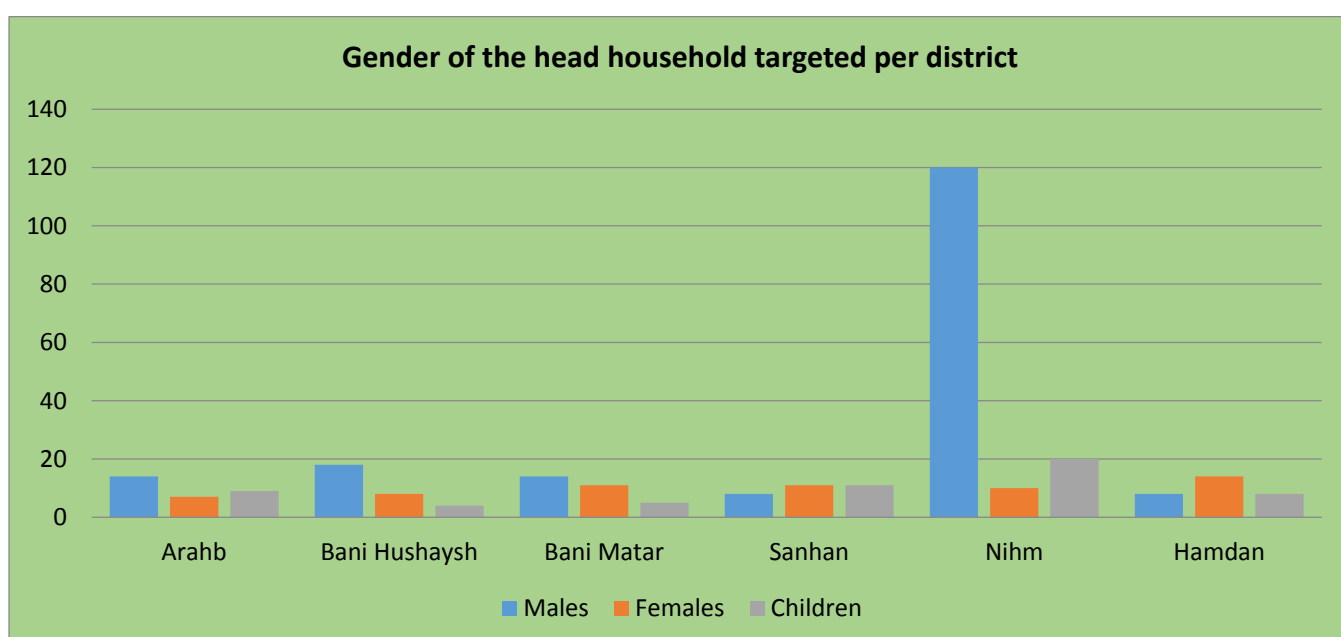
Gender of the head household targeted in the CPRA;

Gender of the head household	Frequency	Percent
Males	182	60.7
Females	61	20.3
Children	57	19.0
Total	300	%100.0



Gender of the head household targeted per district;

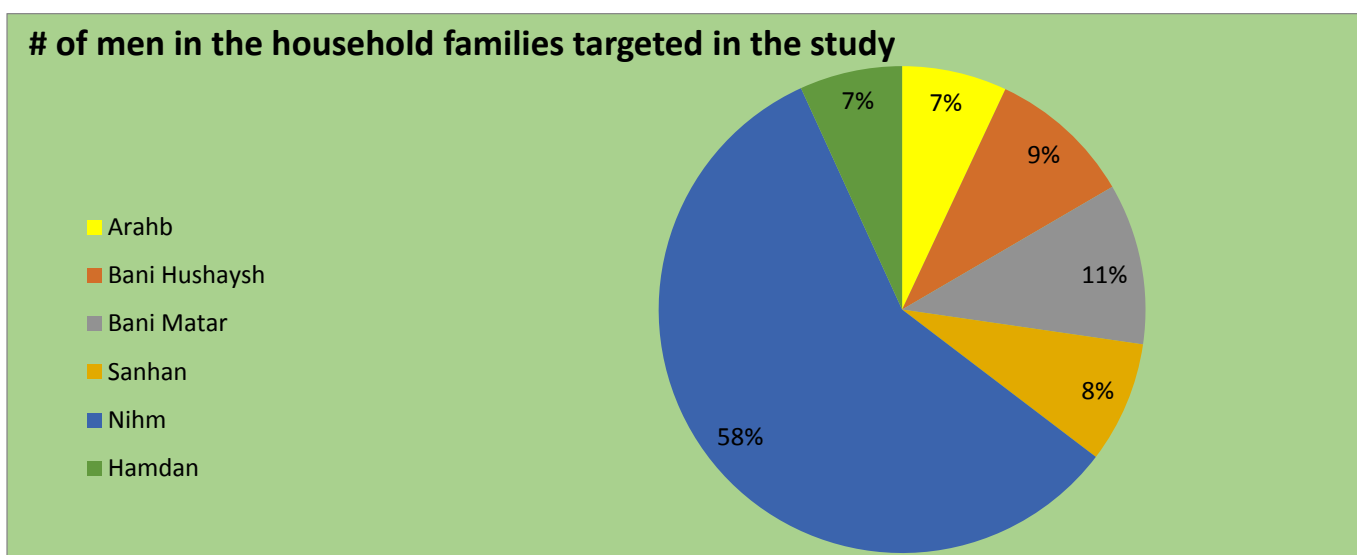
District targeted	Frequency	Gender of the head household			
		Males	Females	Children	Total
Arahb	30	14	7	9	30
Bani Hushaysh	30	18	8	4	30
Bani Matar	30	14	11	5	30
Sanhan	30	8	11	11	30
Nihm	150	120	10	20	150
Hamdan	30	8	14	8	30
Total	300	182	61	57	300
Percent	%100	60.67	20.33	19.00	100.00



Data about the # and gender of the household Family members targeted in the CPRA;

Number of men in the household families targeted in the study;

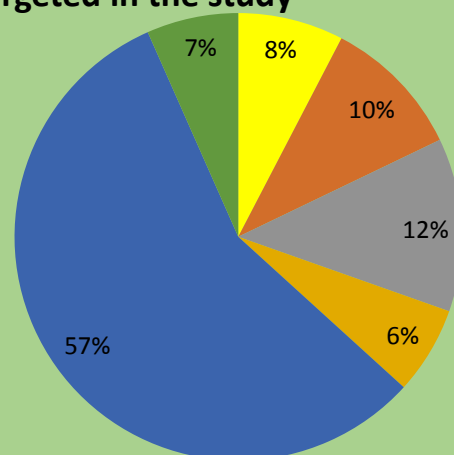
# of Men in the household families targeted in the study											
District targeted	0	1	2	3	4	5	6	7	8	Total	Percent
Arahb		23	3	1	2	1				45	%7
Bani Hushaysh	1	14	6	6		1	1	1		62	%9
Bani Matar		12	7	2	3	3	2		1	69	%11
Sanhan		22	3	1	3		1			52	%8
Nihm	2	63	22	30	10	11	6	3	3	373	%58
Hamdan	3	16	8		3					44	%7
Total	6	150	49	40	21	16	10	4	4	645	%100
Percent	2	50	16.3	13.3	7	5.3	3.3	1.3	1.3		



# of Women in the household families targeted in the study												
District targeted	1	2	3	4	5	6	7	8	9	15	Total	Percent
Arahb	17	8	3		1	1					53	%8
Bani Hushaysh	11	8	6	2	2			1			71	%10
Bani Matar	10	4	7	3	3	1	1	1			87	%12
Sanhan	23	3	3			1					44	%6
Nihm	58	29	27	15	5	6	5	2	1	1	393	%57
Hamdan	17	11	1	1							46	%7
Total	136	63	47	21	11	9	6	4	1	1	694	%100
Percent	45.33	21.00	15.67	7.00	3.67	3.00	2.00	1.33	0.33	0.33		

of Women in the household families targeted in the study

- Arahb
- Bani Hushaysh
- Bani Matar
- Sanhan
- Nihm
- Hamdan

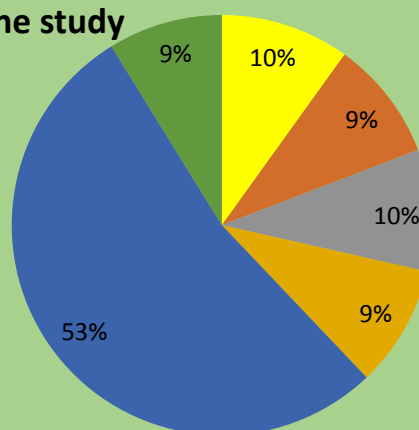


of Boys in the household families targeted in the study

District targeted	1	2	3	4	5	6	7	8	9	10	30	Total	Percent
Arahb	2	8	9	5	2	1		1				89	%10
Bani Hushaysh	5	10	2	8	2					1		83	%9
Bani Matar	5	5	5	9	1	1	1					84	%10
Sanhan	8	7	5	3	3	2		1				84	%9
Nihm	21	41	30	17	16	3	5	2	2	2	1	478	%53
Hamdan	5	6	10	4	2	1						79	%9
Total	46	77	61	46	26	8	6	4	2	3	1	897	%100
Percent	15.33	25.67	20.33	15.33	8.67	2.67	2.00	1.33	0.67	1.00	0.33		

of Boys in the household families targeted in the study

- Arahb
- Bani Hushaysh
- Bani Matar
- Sanhan
- Nihm
- Hamdan

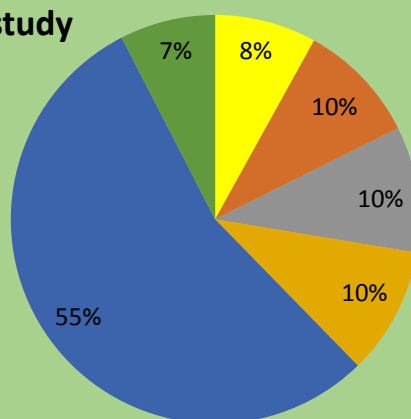


of Girls in the household families targeted in the study

District targeted	1	2	3	4	5	6	7	8	9	14	Total	Percent
Arahb	6	13	2	4	3	1					67	%8
Bani Hushaysh	7	7	3	6	4	1					80	%10
Bani Matar	5	9	4	8	2	1					83	%10
Sanhan	3	12	4	2	3		2	1			84	%10
Nihm	29	42	28	15	11	8	5	3	1	2	456	%55
Hamdan	8	14	3	2	2						63	%7
Total	58	97	44	37	25	11	7	4	1	2	833	%100
Percent	19.33	32.33	14.67	12.33	8.33	3.67	2.33	1.33	0.33	0.67		

of Girls in the household families targeted in the study

- Arahb
- Bani Hushaysh
- Bani Matar
- Sanhan
- Nihm
- Hamdan



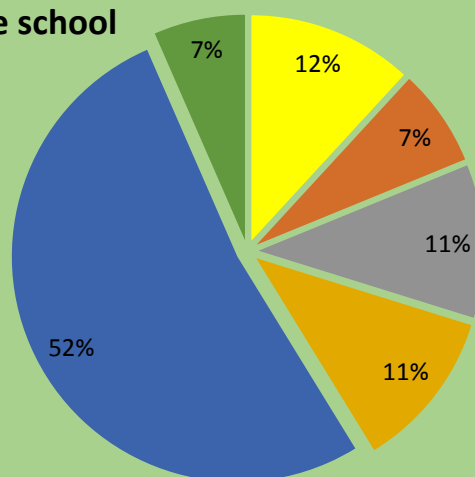
Of Children in the age of schooling who still go to the school;

of Boys in the age of schooling who still go to the school

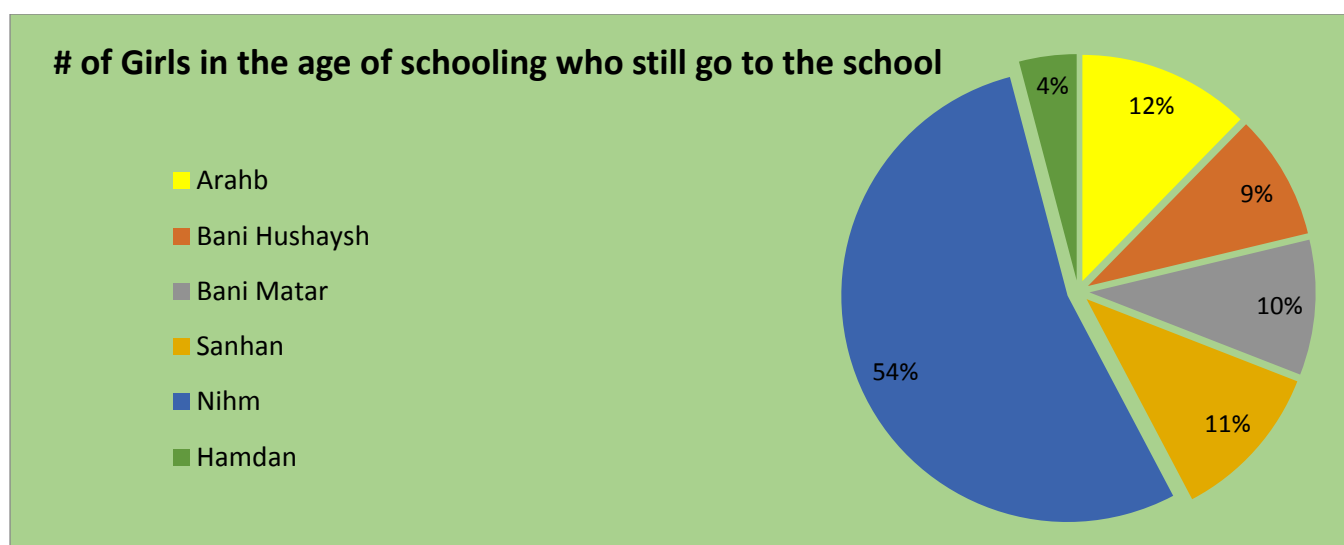
District targeted	1	2	3	4	5	6	7	18	Total	Percent
Arahb	6	8	8	1		1			56	12%
Bani Hushaysh	7	6	2	2					33	7%
Bani Matar	8	7	7	1	1				52	11%
Sanhan	11	8	6	1	1				54	11%
Nihm	33	34	13	11	4	3	1	1	247	52%
Hamdan	7	4	4	1					31	7%
Total	72	67	40	17	6	4	1	1	437	100%
Percent	24.00	22.33	13.33	5.67	2.00	1.33	0.33	0.33		

of Boys in the age of schooling who still go to the school

- Arahb
- Bani Hushaysh
- Bani Matar
- Sanhan
- Nihm
- Hamdan



# of Girls in the age of schooling who still go to the school										
District targeted	1	2	3	4	5	6	7	8	Total	Percent
Arahb	6	14	4		1				51	%12
Bani Hushaysh	8	3	5	2					37	%9
Bani Matar	9	8	2	1	1				40	%10
Sanhan	11	7	6	1					47	%11
Nihm	30	31	10	11	3	3	1	2	222	%54
Hamdan	9	4							17	%4
Total	73	67	27	15	5	3	1	2	414	%100
Percent	24.33	22.33	9.00	5.00	1.67	1.00	0.33	0.67		

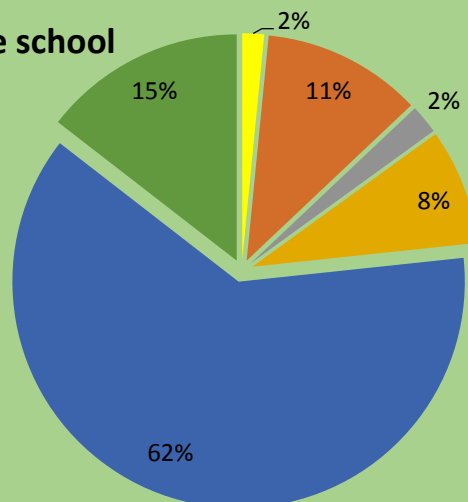


Of Children in the age of schooling who are out of the school;

# Of Boys in the age of schooling who are out of the school								
District targeted	1	2	3	4	5	7	Total	Percent
Arahb	2	1					3	%2
Bani Hushaysh	2	5	2	1			22	%11
Bani Matar	4						4	%2
Sanhan	6	2	2				16	%8
Nihm	25	15	15	2	1	1	120	%62
Hamdan	10	4	2	1			28	%15
Total	49	27	21	4	1	1	193	%100
Percent	16.33	9.00	7.00	1.33	0.33	0.33		

Of Boys in the age of schooling who are out of the school

- Arahb
- Bani Hushaysh
- Bani Matar
- Sanhan
- Nihm
- Hamdan

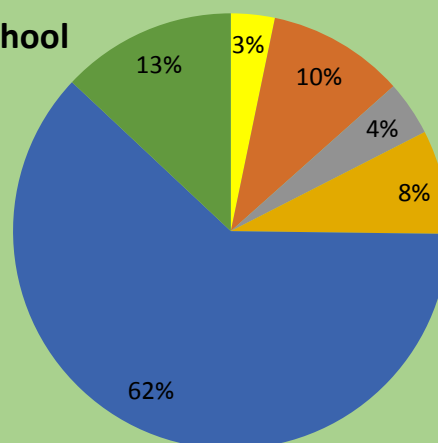


Of Girls in the age of schooling who are out of the school

District targeted	1	2	3	4	5	6	7	8	Total	Percent
Arahb		2		1					8	%3
Bani Hushaysh	6	5	1			1			25	%10
Bani Matar	7		1						10	%4
Sanhan	3	3	1				1		19	%8
Nihm	37	20	10	3	1	2		2	152	%62
Hamdan	9	4	2	1	1				32	%13
Total	62	34	15	5	2	3	1	2	246	%100
Percent	20.67	11.33	5.00	1.67	0.67	1.00	0.33	0.67		

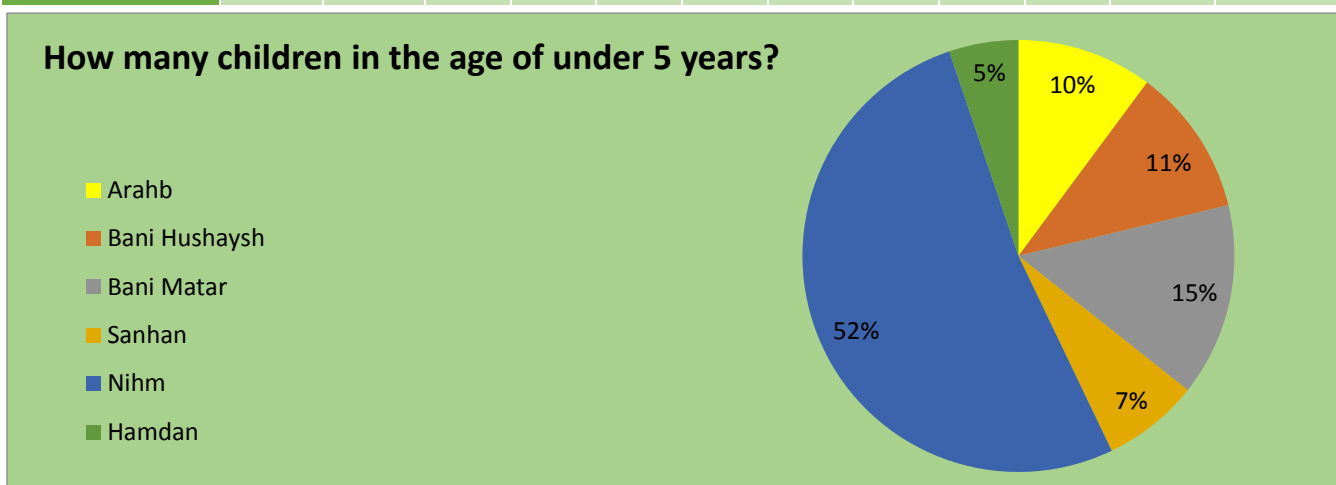
Of Girls in the age of schooling who are out of the school

- Arahb
- Bani Hushaysh
- Bani Matar
- Sanhan
- Nihm
- Hamdan

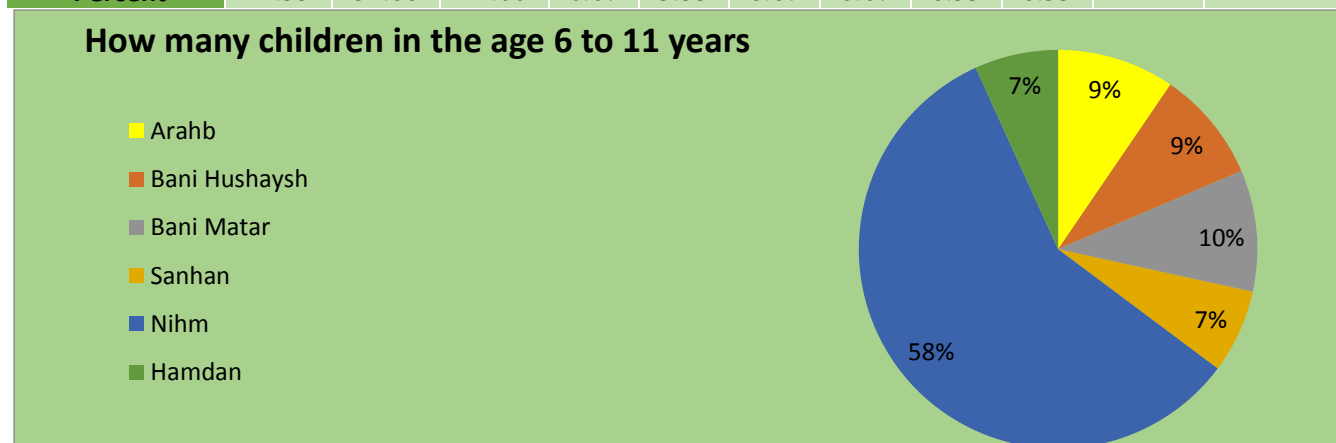


Date about the age of the children of the household targeted in the CPRA;

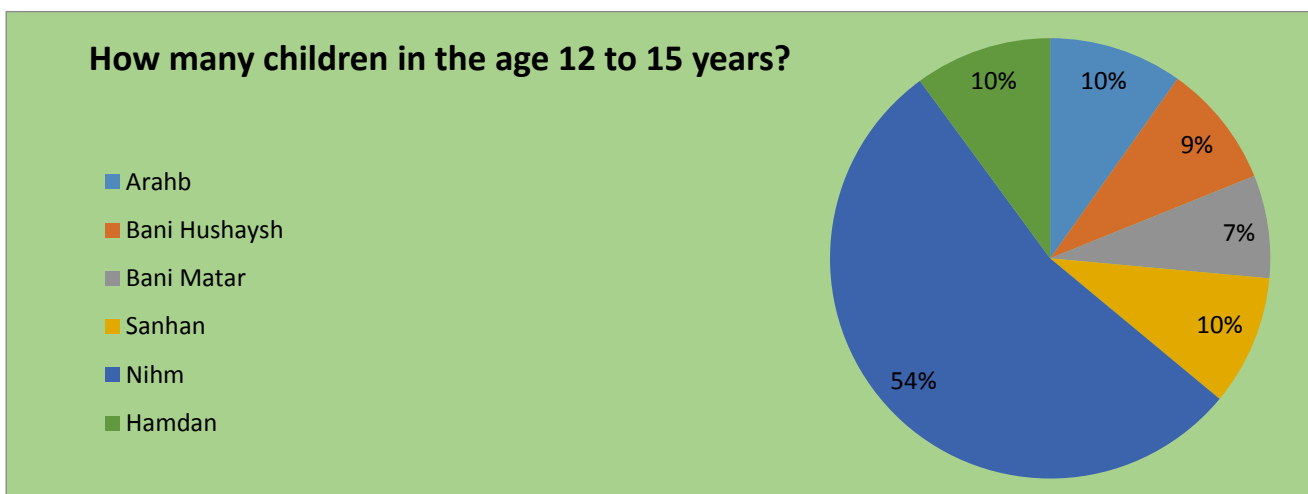
How many children in the age of under 5 years?												
District targeted	1	2	3	4	5	6	8	9	11	13	Total	Percent
Arahb	13	8	4	1							45	%10
Bani Hushaysh	7	8	3	1						1	49	%11
Bani Matar	7	8	4	2	3	1					64	%15
Sanhan	13	8	1								32	%7
Nihm	34	34	15	7	3	2	1	1	1		230	%52
Hamdan	13	9			1						23	%5
Total	87	75	27	11	7	3	1	1	1	1	443	%100
Percent	29.00	25.00	9.00	3.67	2.33	1.00	0.33	0.33	0.33	0.33		



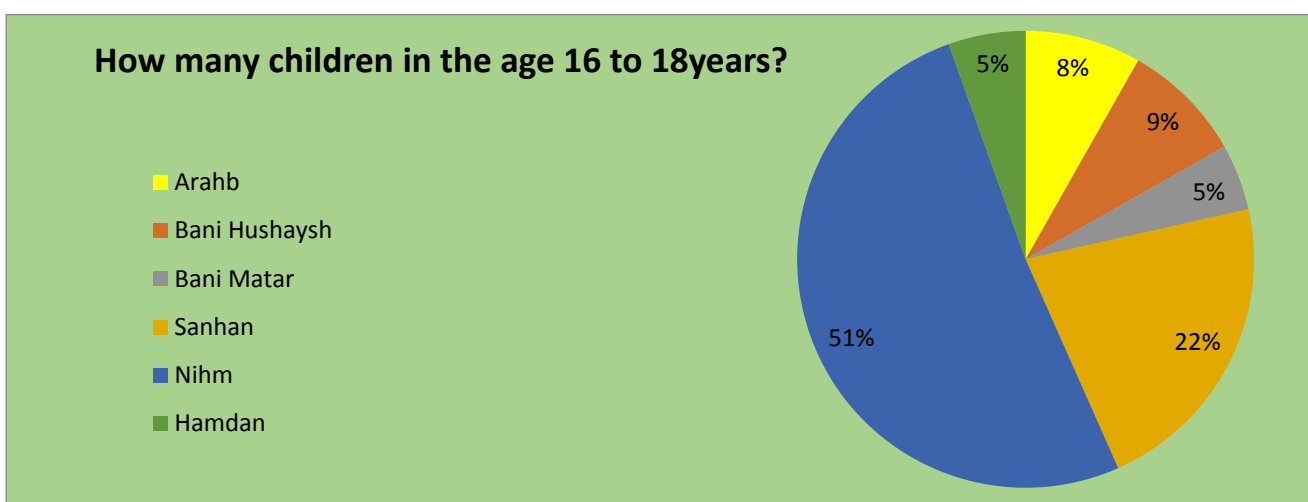
How many children in the age 6 to 11 years?											
District targeted	1	2	3	4	5	6	7	8	17	Total	Percent
Arahb	6	11	6	2	1					59	%9
Bani Hushaysh	9	10	6	1	1					56	%9
Bani Matar	8	11	6	2	1					61	%10
Sanhan	10	10	4							42	%7
Nihm	34	41	35	13	7	2	2	1	1	359	%58
Hamdan	6	10	6	2						42	%7
Total	73	93	63	20	10	2	2	1	1	619	%100
Percent	24.33	31.00	21.00	6.67	3.33	0.67	0.67	0.33	0.33		



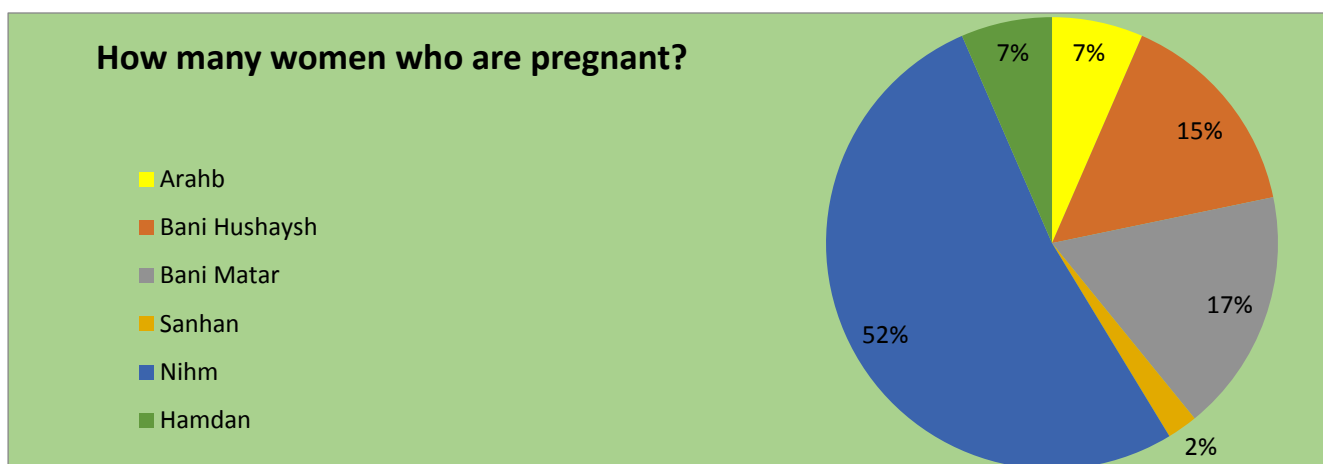
How many children in the age 12 to 15 years?									
District targeted	1	2	3	4	5	6	9	Total	Percent
Arahb	12	12	1					39	%10
Bani Hushaysh	9	11			1			36	%9
Bani Matar	15	4	1	1				30	%7
Sanhan	10	9	2	1				38	%10
Nihm	48	34	14	9	1	1	1	214	%54
Hamdan	9	7	3	2				40	%10
Total	103	77	21	13	2	1	1	397	%100
Percent	34.33	25.67	7.00	4.33	0.67	0.33	0.33		



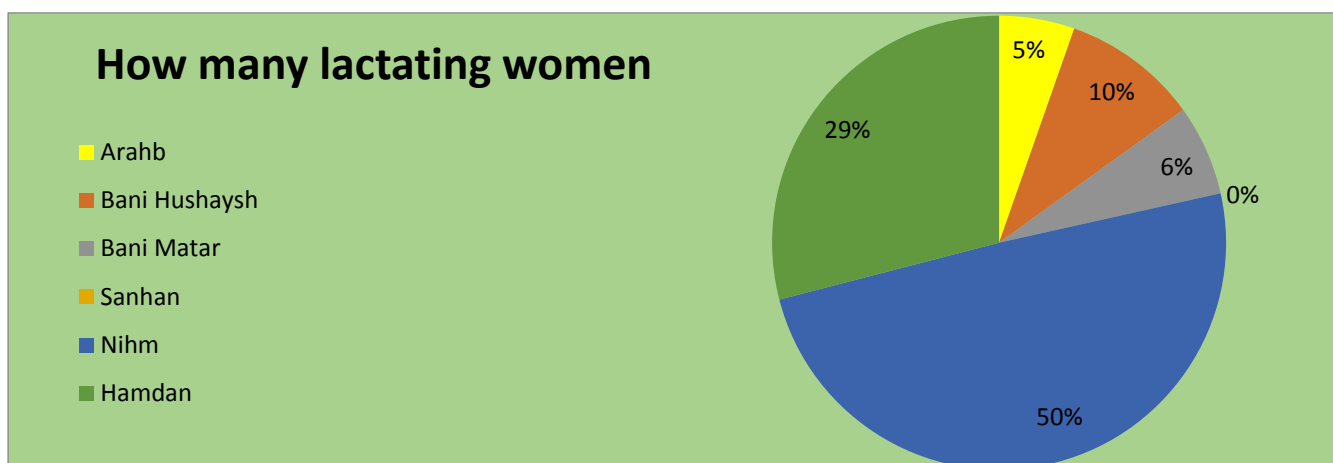
How many children in the age 16 to 18 years?										
District targeted	1	2	3	4	5	6	8	10	Total	Percent
Arahb	2	8	1						21	%8
Bani Hushaysh	4	4	2	1					22	%9
Bani Matar	4	4							12	%5
Sanhan	5	8	2	2	3	1			56	%22
Nihm	38	25	3	4			1	1	131	%51
Hamdan	4	3		1					14	%5
Total	57	52	8	8	3	1	1	1	256	%100
Percent	19.00	17.33	2.67	2.67	1.00	0.33	0.33	0.33		



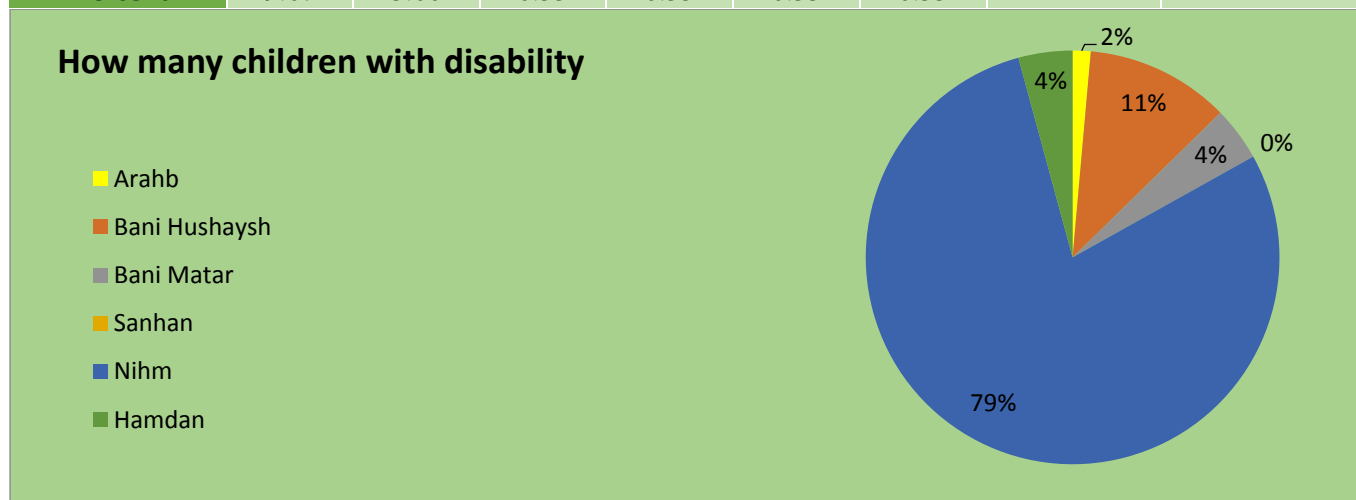
How many women who are pregnant?					
District targeted	1	2	3	Total	Percent
Arahb	3			3	%7
Bani Hushaysh	5	1		7	%15
Bani Matar	8			8	%17
Sanhan	1			1	%2
Nihm	17	2	1	24	%52
Hamdan	3			3	%7
Total	37	3	1	46	%100
Percent	12.33	1.00	0.33		



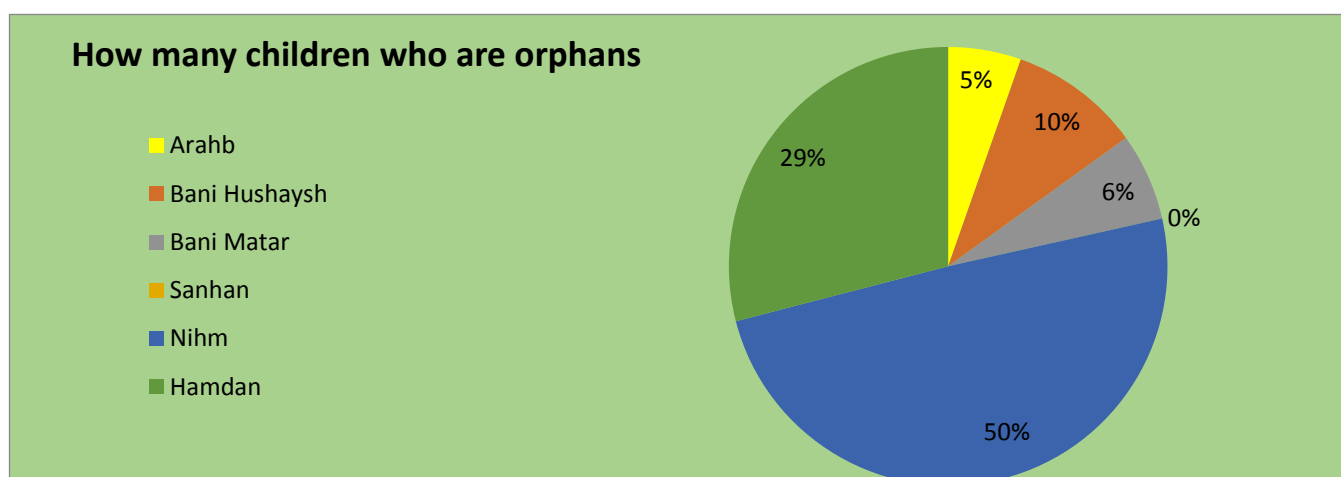
How many lactating women										
District targeted	1	2	3	4	5	7	8	11	Total	Percent
Arahb	1			1					5	%5
Bani Hushaysh	1	1	2						9	%10
Bani Matar		1		1					6	%6
Sanhan									0	0
Nihm	8	2	1	2	1	1		1	46	%50
Hamdan	2	2		2	1		1		27	%29
Total	12	6	3	6	2	1	1	1	93	%100
Percent	4.00	2.00	1.00	2.00	0.67	0.33	0.33	0.33		



How many children with disability								
District targeted	1	2	3	4	7	10	Total	Percent
Arahb	1						1	%2
Bani Hushaysh	6	1					8	%11
Bani Matar	3						3	%4
Sanhan							0	0
Nihm	18	7	1	1	1	1	56	%79
Hamdan	1	1					3	%4
Total	29	9	1	1	1	1	71	%100
Percent	9.67	3.00	0.33	0.33	0.33	0.33		



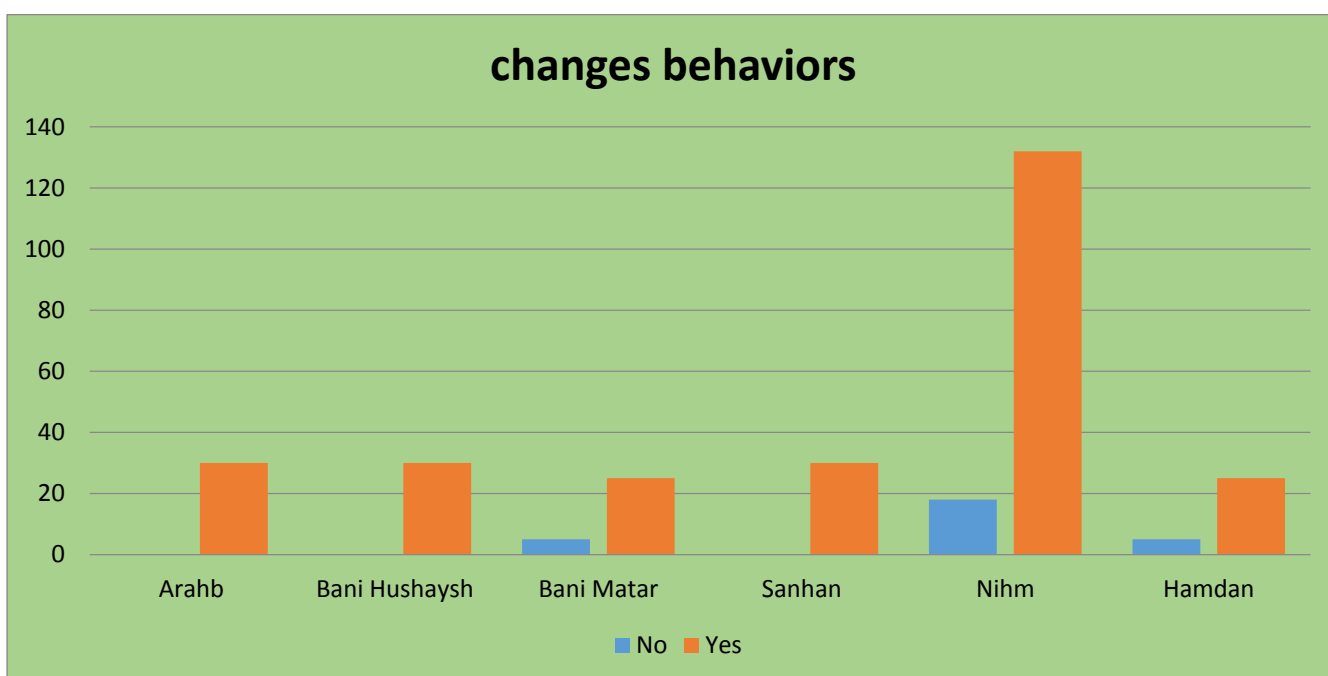
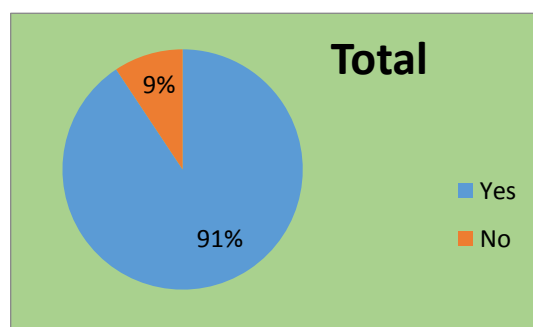
How many children who are orphans										
District targeted	1	2	3	4	5	7	8	11	Total	Percent
Arahb	1			1					5	%5
Bani Hushaysh	1	1	2						9	%10
Bani Matar		1		1					6	%6
Sanhan									0	0
Nihm	8	2	1	2	1	1		1	46	%50
Hamdan	2	2		2	1		1		27	%29
Total	12	6	3	6	2	1	1	1	93	%100
Percent	4.00	2.00	1.00	2.00	0.67	0.33	0.33	0.33		



Section one; Psychological Distress

Do you notice any changes behavior in you and your family since the time of movement from your home or the beginning of the war?

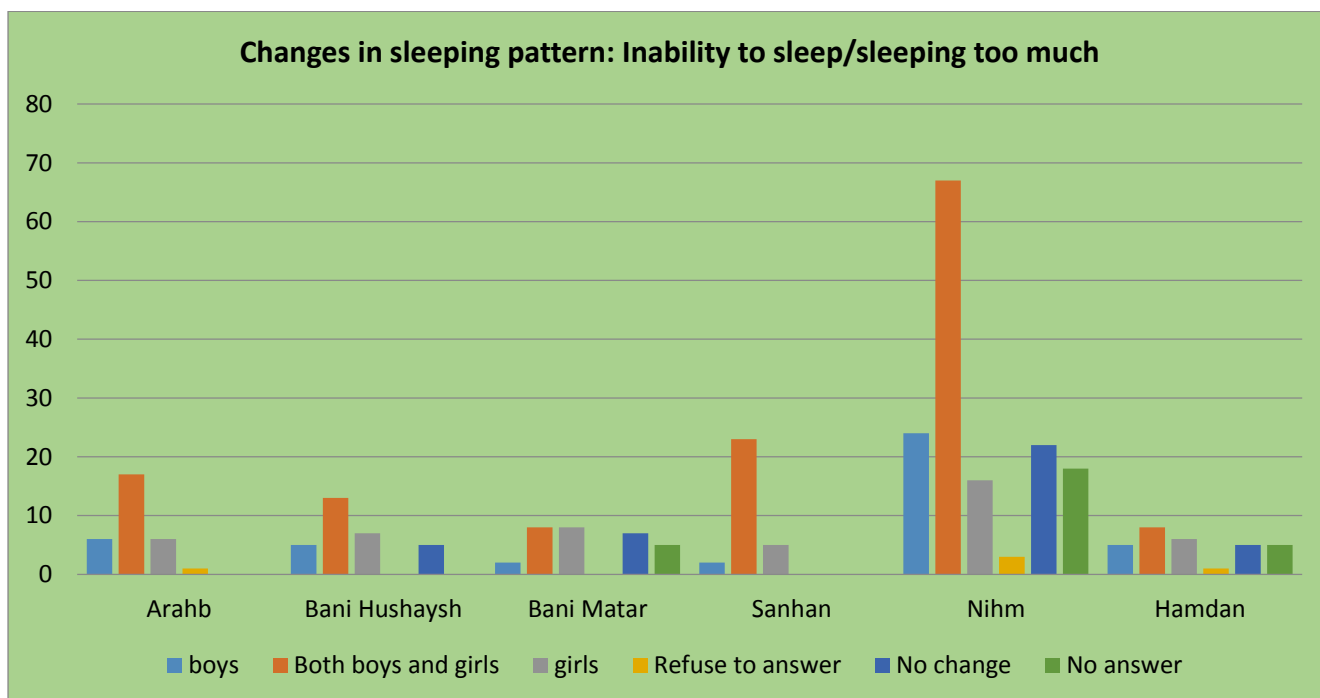
District targeted	No	Yes	Total
Arahb		30	30
Bani Hushaysh		30	30
Bani Matar	5	25	30
Sanhan		30	30
Nihm	18	132	150
Hamdan	5	25	30
Total	28	272	300
Percent	%9.33	%90.67	%100.00



Type of Changes in behaviors on Children;

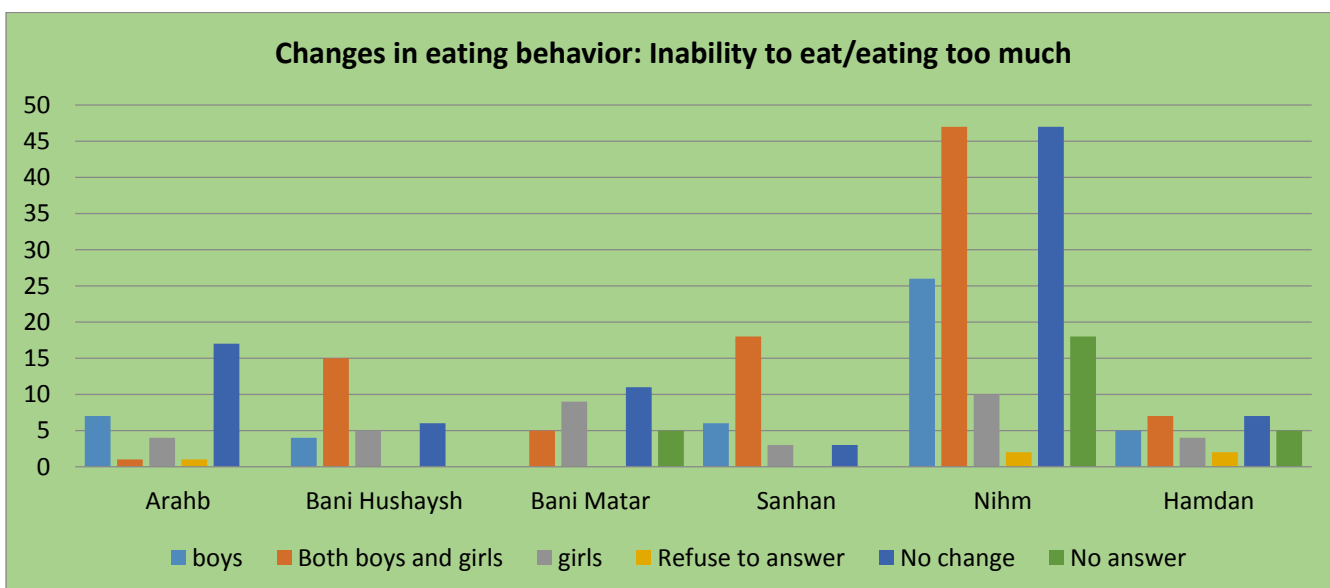
Changes in sleeping pattern: Inability to sleep/sleeping too much

Changes in sleeping pattern							
District targeted	boys	Both boys and girls	girls	Refuse to answer	No change	No answer	Total
Arahb	6	17	6	1			30
Bani Hushaysh	5	13	7		5		30
Bani Matar	2	8	8		7	5	30
Sanhan	2	23	5				30
Nihm	24	67	16	3	22	18	150
Hamdan	5	8	6	1	5	5	30
Total	44	136	48	5	39	28	300
Percent	14.67	45.33	16.00	1.67	13.00	9.33	100.00



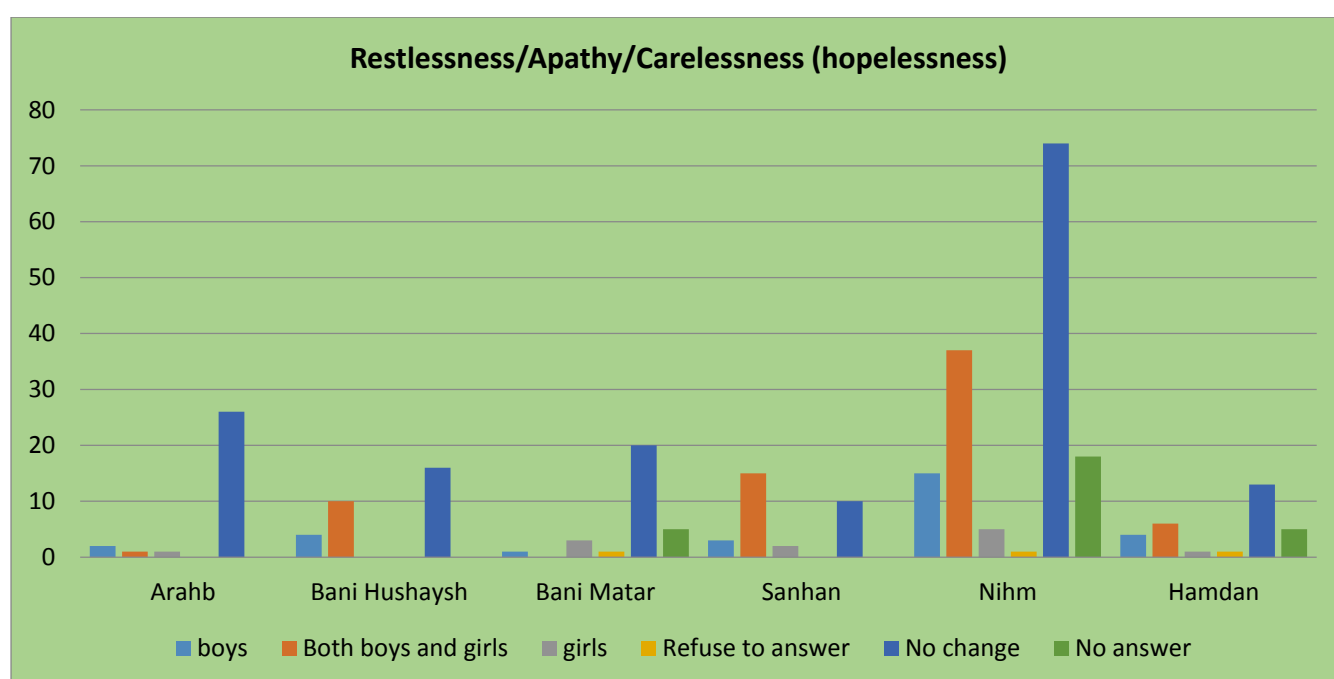
Changes in eating behavior: Inability to eat/eating too much

Changes in eating behavior							
District targeted	boys	Both boys and girls	girls	Refuse to answer	No change	No answer	Total
Arahb	7	1	4	1	17		30
Bani Hushaysh	4	15	5		6		30
Bani Matar		5	9		11	5	30
Sanhan	6	18	3		3		30
Nihm	26	47	10	2	47	18	150
Hamdan	5	7	4	2	7	5	30
Total	48	93	35	5	91	28	300
Percent	16.00	31.00	11.67	1.67	30.33	9.33	100.00



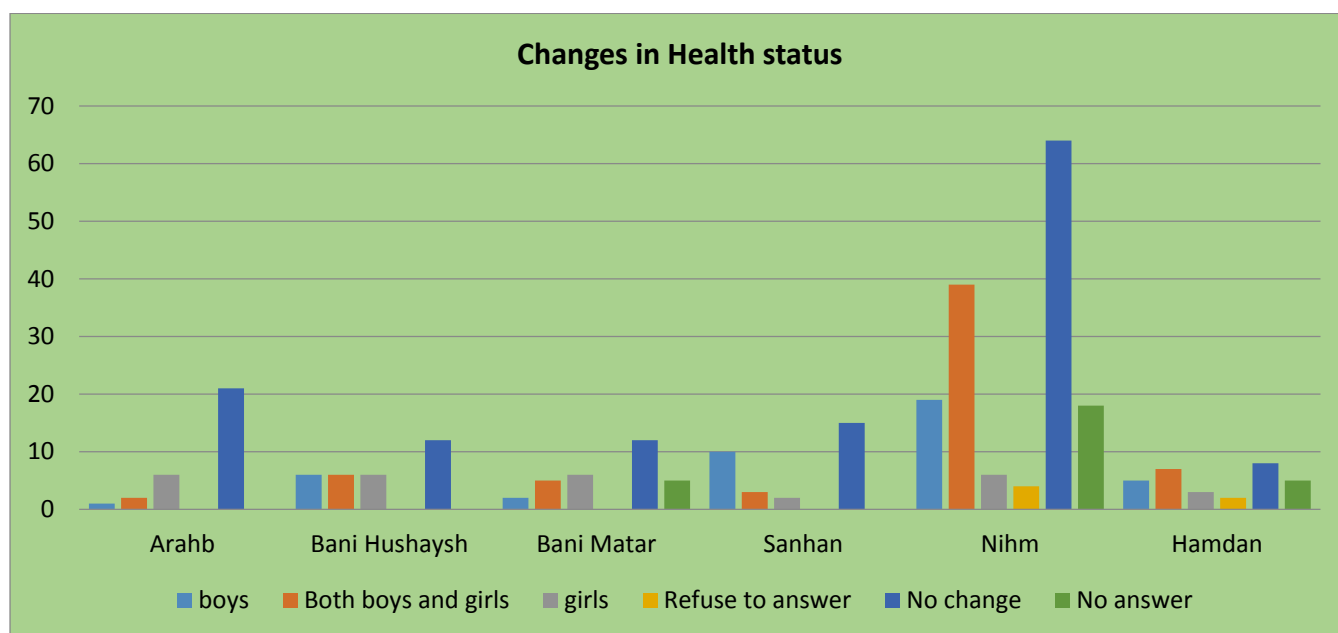
Restlessness/Apathy/Carelessness (hopelessness);

Restlessness/Apathy/Carelessness (hopelessness)							
District targeted	boys	Both boys and girls	girls	Refuse to answer	No change	No answer	Total
Arahb	2	1	1		26		30
Bani Hushaysh	4	10			16		30
Bani Matar	1		3	1	20	5	30
Sanhan	3	15	2		10		30
Nihm	15	37	5	1	74	18	150
Hamdan	4	6	1	1	13	5	30
Total	29	69	12	3	159	28	300
Percent	9.67	23.00	4.00	1.00	53.00	9.33	100.00



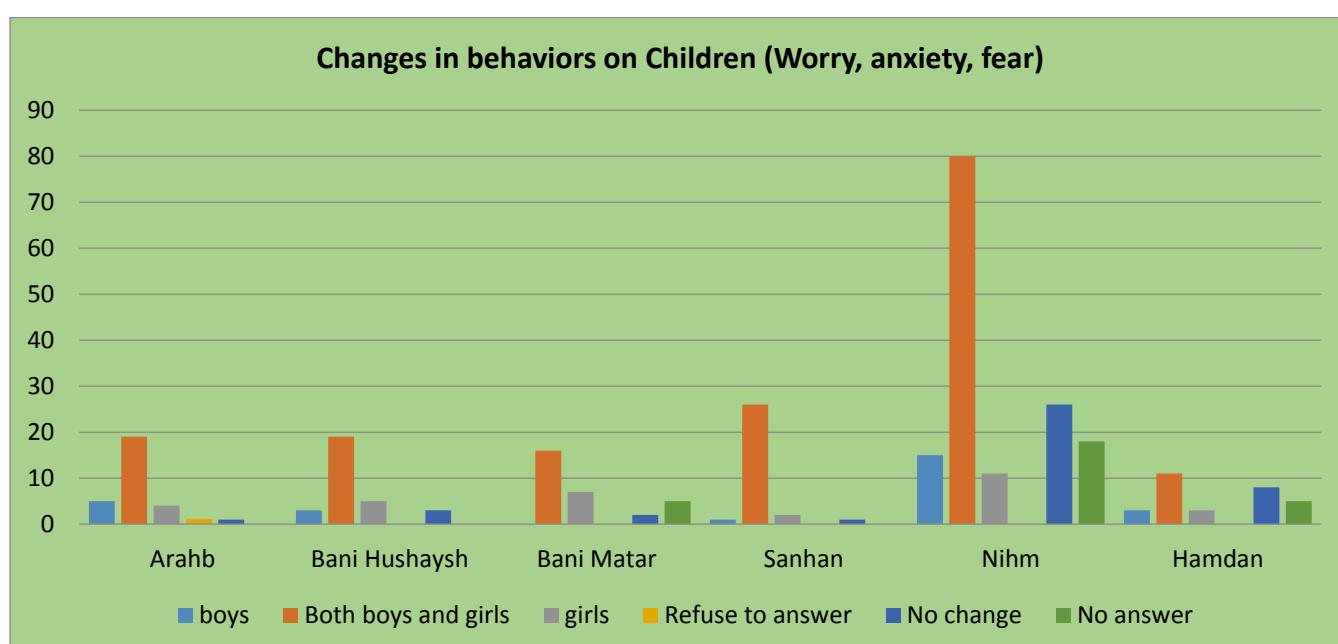
Changes in Health status;

Changes in Health status							
District targeted	boys	Both boys and girls	girls	Refuse to answer	No change	No answer	Total
Arahb	1	2	6		21		30
Bani Hushaysh	6	6	6		12		30
Bani Matar	2	5	6		12	5	30
Sanhan	10	3	2		15		30
Nihm	19	39	6	4	64	18	150
Hamdan	5	7	3	2	8	5	30
Total	43	62	29	6	132	28	300
Percent	14.33	20.67	9.67	2.00	44.00	9.33	100.00



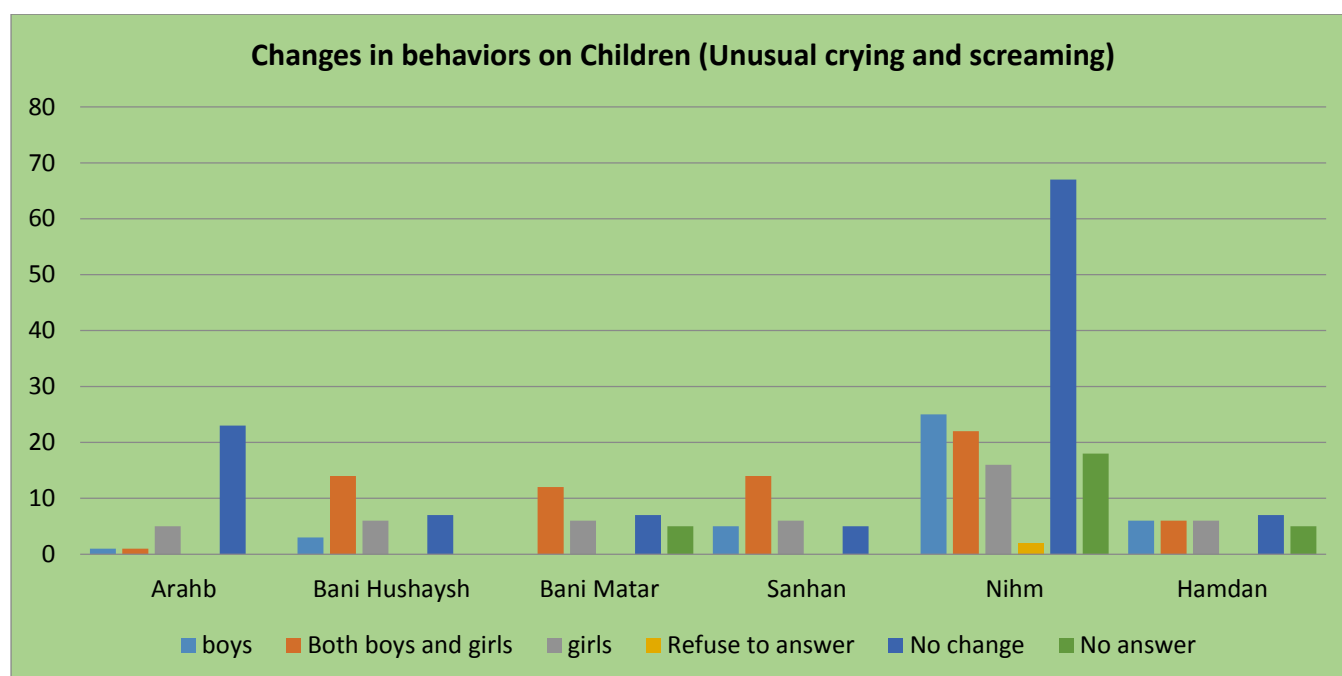
Changes in behaviors on Children (Worry, anxiety, fear);

Changes in behaviors on Children (Worry, anxiety, fear)							
District targeted	boys	Both boys and girls	girls	Refuse to answer	No change	No answer	Total
Arahb	5	19	4	1	1		30
Bani Hushaysh	3	19	5		3		30
Bani Matar		16	7		2	5	30
Sanhan	1	26	2		1		30
Nihm	15	80	11		26	18	150
Hamdan	3	11	3		8	5	30
Total	27	171	32	1	41	28	300
Percent	9.00	57.00	10.67	0.33	13.67	9.33	100.00



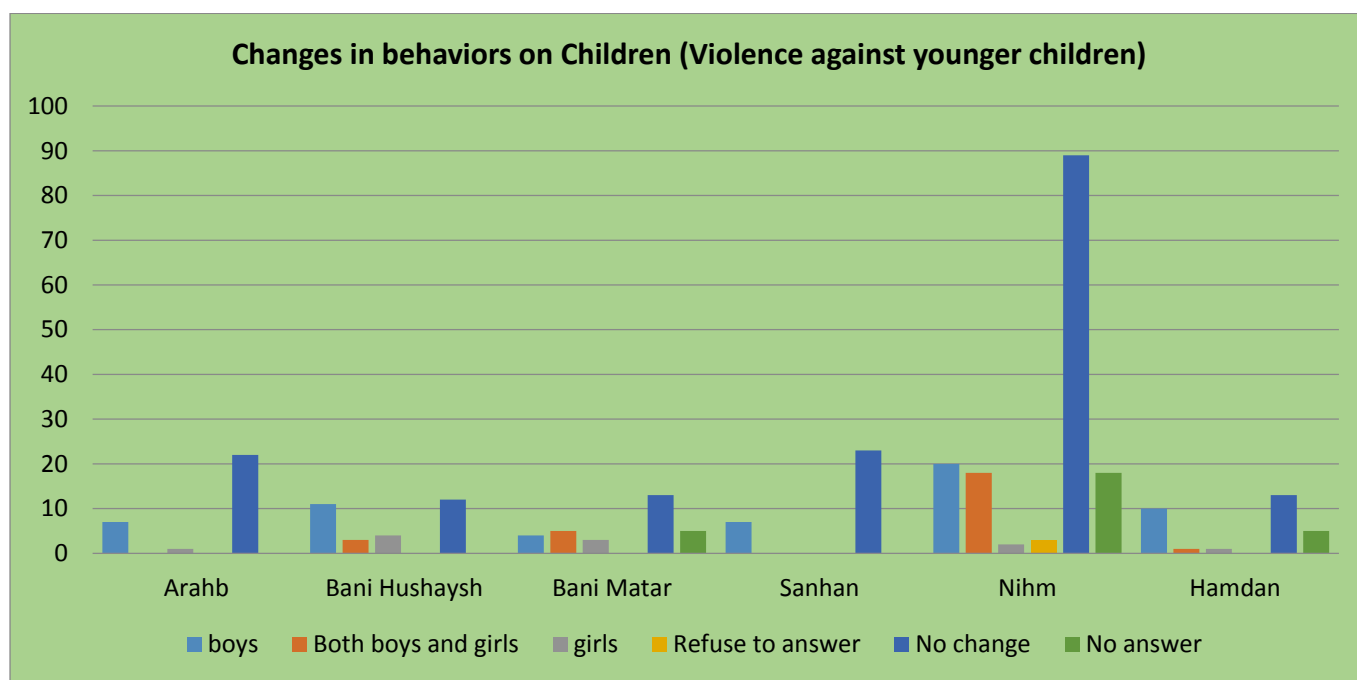
Changes in behaviors on Children (Unusual crying and screaming);

Changes in behaviors on Children (Unusual crying and screaming);							
District targeted	boys	Both boys and girls	girls	Refuse to answer	No change	No answer	Total
Arahb	1	1	5		23		30
Bani Hushaysh	3	14	6		7		30
Bani Matar		12	6		7	5	30
Sanhan	5	14	6		5		30
Nihm	25	22	16	2	67	18	150
Hamdan	6	6	6		7	5	30
Total	40	69	45	2	116	28	300
Percent	13.33	23.00	15.00	0.67	38.67	9.33	100.00



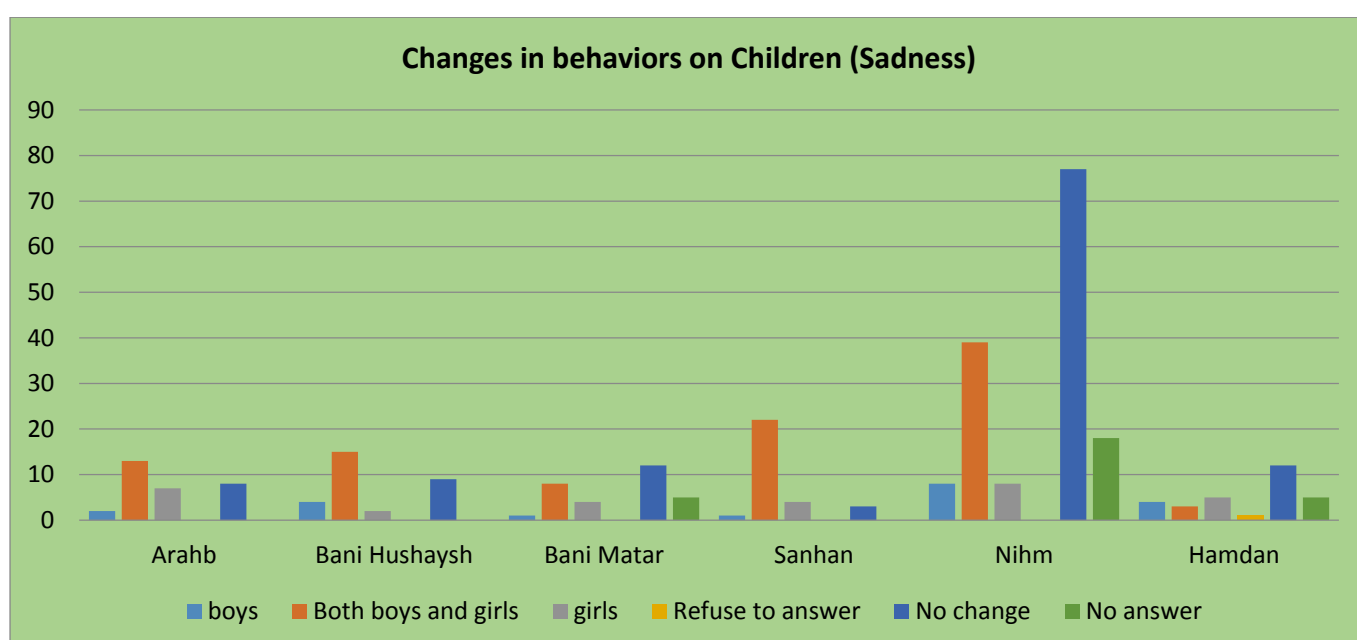
Changes in behaviors on Children (Violence against younger children);

Changes in behaviors on Children (Violence against younger children);							
District targeted	boys	Both boys and girls	girls	Refuse to answer	No change	No answer	Total
Arahb	7		1		22		30
Bani Hushaysh	11	3	4		12		30
Bani Matar	4	5	3		13	5	30
Sanhan	7				23		30
Nihm	20	18	2	3	89	18	150
Hamdan	10	1	1		13	5	30
Total	59	27	11	3	172	28	300
Percent	19.67	9.00	3.67	1.00	57.33	9.33	100.00



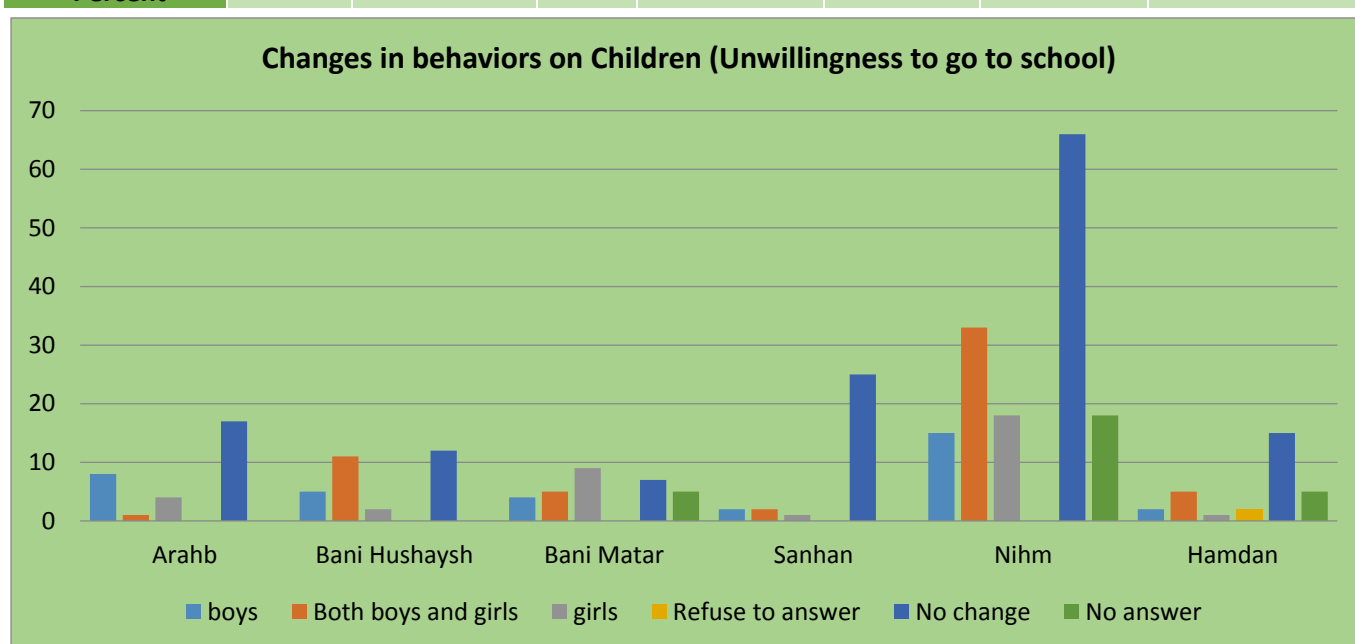
Changes in behaviors on Children (Sadness);

Changes in behaviors on Children (Sadness);							
District targeted	boys	Both boys and girls	girls	Refuse to answer	No change	No answer	Total
Arahb	2	13	7		8		30
Bani Hushaysh	4	15	2		9		30
Bani Matar	1	8	4		12	5	30
Sanhan	1	22	4		3		30
Nihm	8	39	8		77	18	150
Hamdan	4	3	5	1	12	5	30
Total	20	100	30	1	121	28	300
Percent	6.67	33.33	10.00	0.33	40.33	9.33	100.00



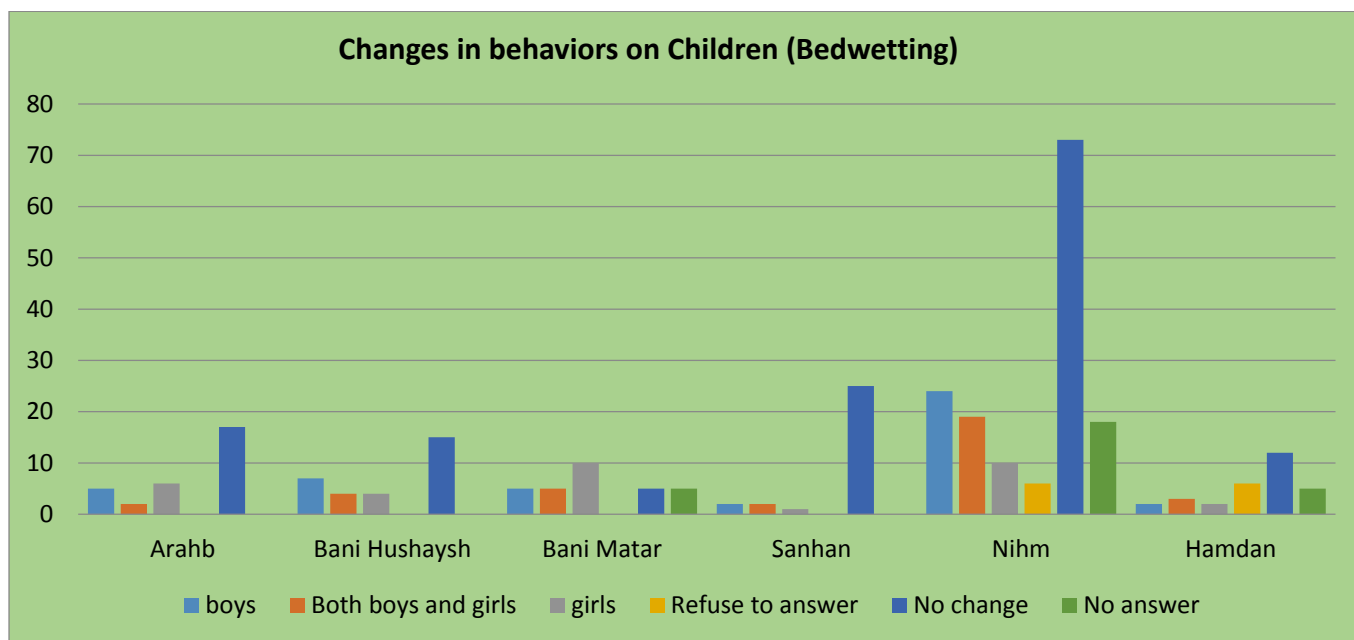
Changes in behaviors on Children (Unwillingness to go to school);

Changes in behaviors on Children (Unwillingness to go to school);							
District targeted	boys	Both boys and girls	girls	Refuse to answer	No change	No answer	Total
Arahb	8	1	4		17		30
Bani Hushaysh	5	11	2		12		30
Bani Matar	4	5	9		7	5	30
Sanhan	2	2	1		25		30
Nihm	15	33	18		66	18	150
Hamdan	2	5	1	2	15	5	30
Total	36	57	35	2	142	28	300
Percent							



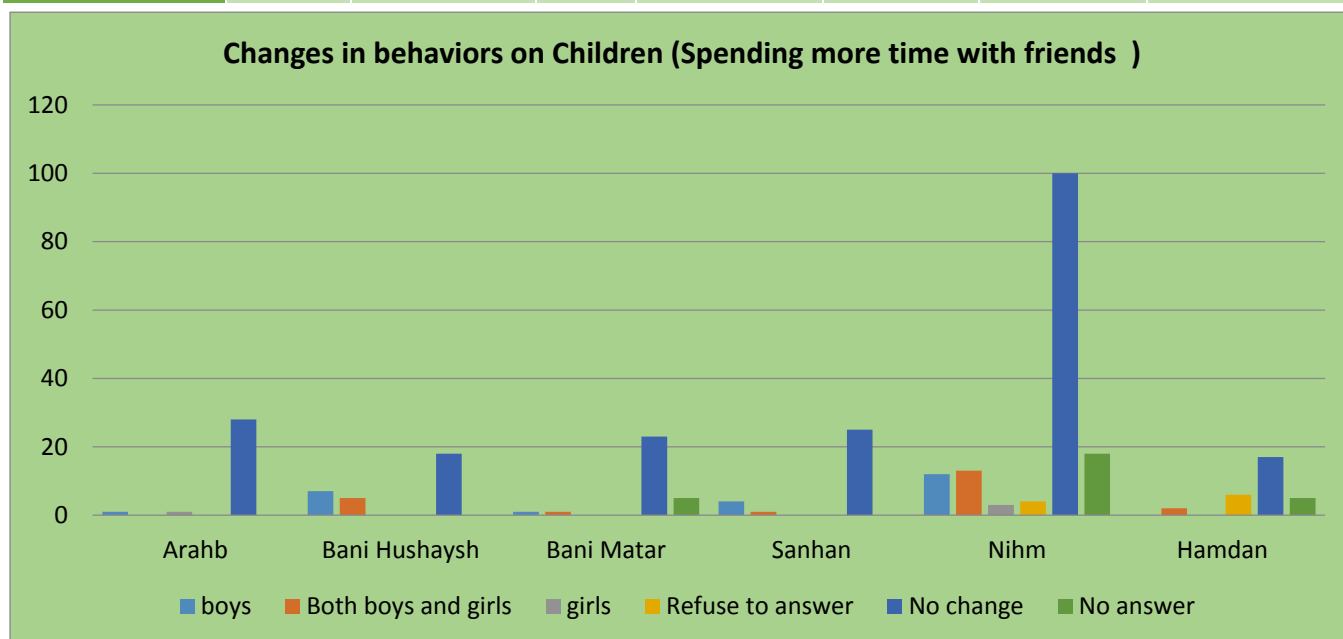
Changes in behaviors on Children (Bedwetting);

Changes in behaviors on Children (Bedwetting);							
District targeted	boys	Both boys and girls	girls	Refuse to answer	No change	No answer	Total
Arahb	5	2	6		17		30
Bani Hushaysh	7	4	4		15		30
Bani Matar	5	5	10		5	5	30
Sanhan	2	2	1		25		30
Nihm	24	19	10	6	73	18	150
Hamdan	2	3	2	6	12	5	30
Total	45	35	33	12	147	28	300
Percent	15.00	11.67	11.00	4.00	49.00	9.33	100.00



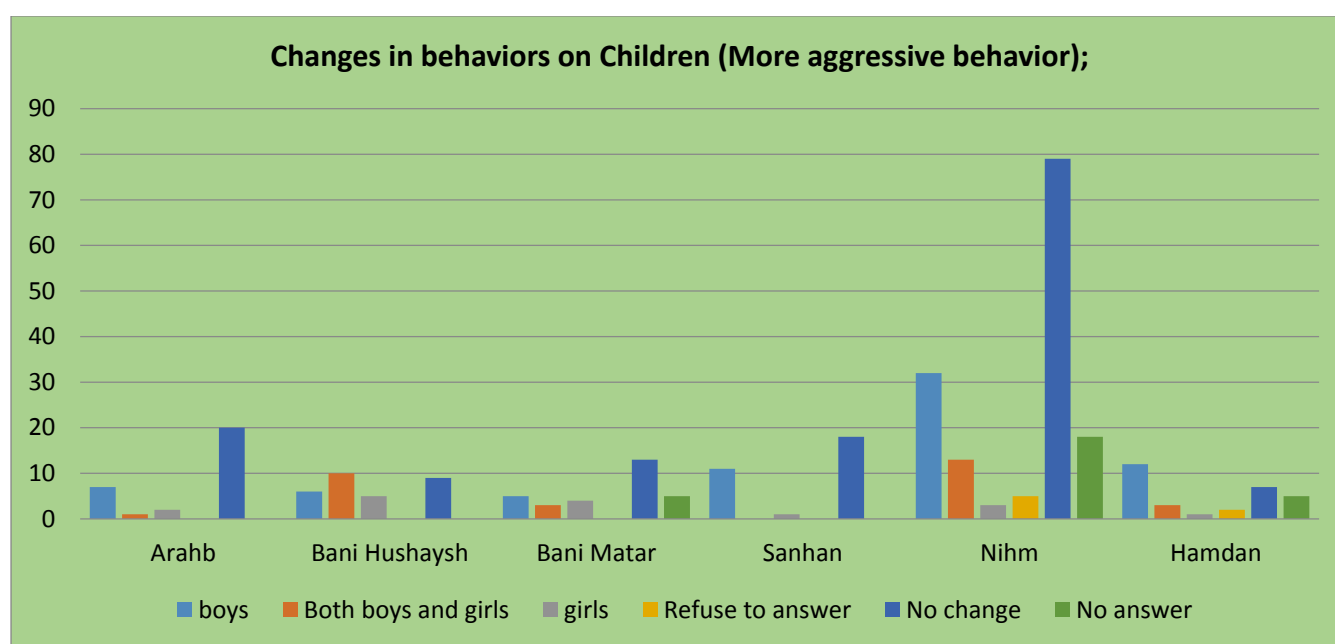
Changes in behaviors on Children (Spending more time with friends);

Changes in behaviors on Children (Spending more time with friends);							
District targeted	boys	Both boys and girls	girls	Refuse to answer	No change	No answer	Total
Arahb	1		1		28		30
Bani Hushaysh	7	5			18		30
Bani Matar	1	1			23	5	30
Sanhan	4	1			25		30
Nihm	12	13	3	4	100	18	150
Hamdan		2		6	17	5	30
Total	25	22	4	10	211	28	300
Percent	8.33	7.33	1.33	3.33	70.33	9.33	100.00



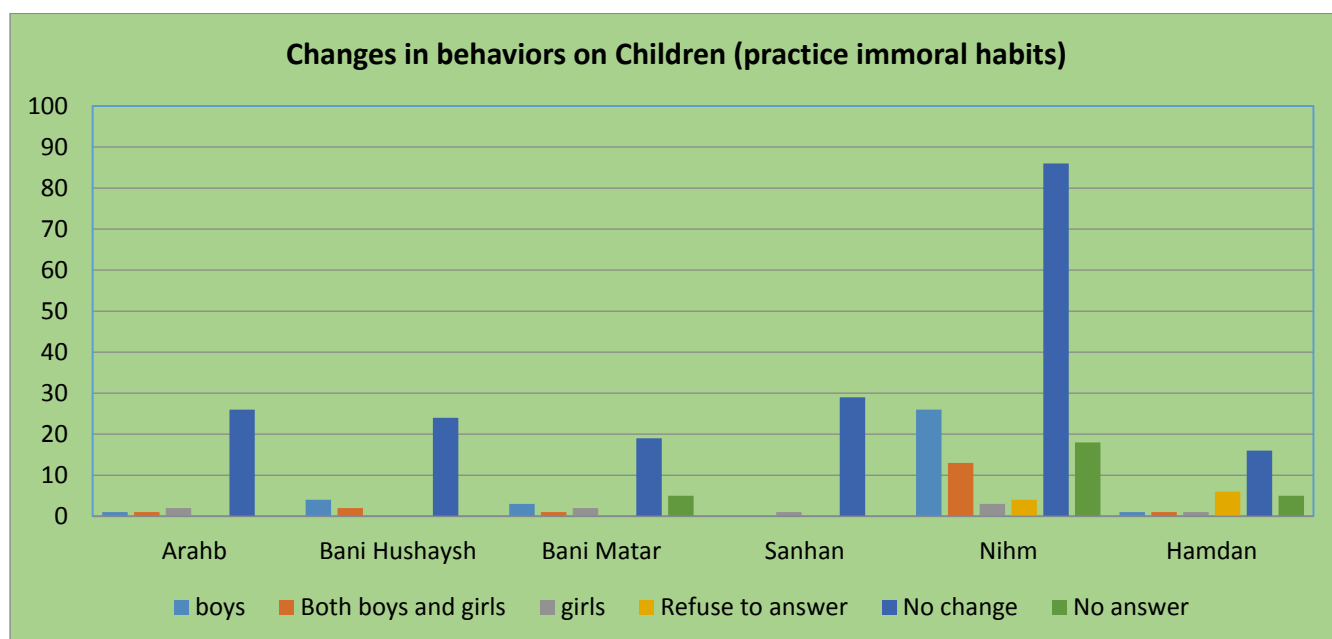
Changes in behaviors on Children (More aggressive behavior);

Changes in behaviors on Children (More aggressive behavior);							
District targeted	boys	Both boys and girls	girls	Refuse to answer	No change	No answer	Total
Arahb	7	1	2		20		30
Bani Hushaysh	6	10	5		9		30
Bani Matar	5	3	4		13	5	30
Sanhan	11		1		18		30
Nihm	32	13	3	5	79	18	150
Hamdan	12	3	1	2	7	5	30
Total	73	30	16	7	146	28	300
Percent	24.33	10.00	5.33	2.33	48.67	9.33	100.00



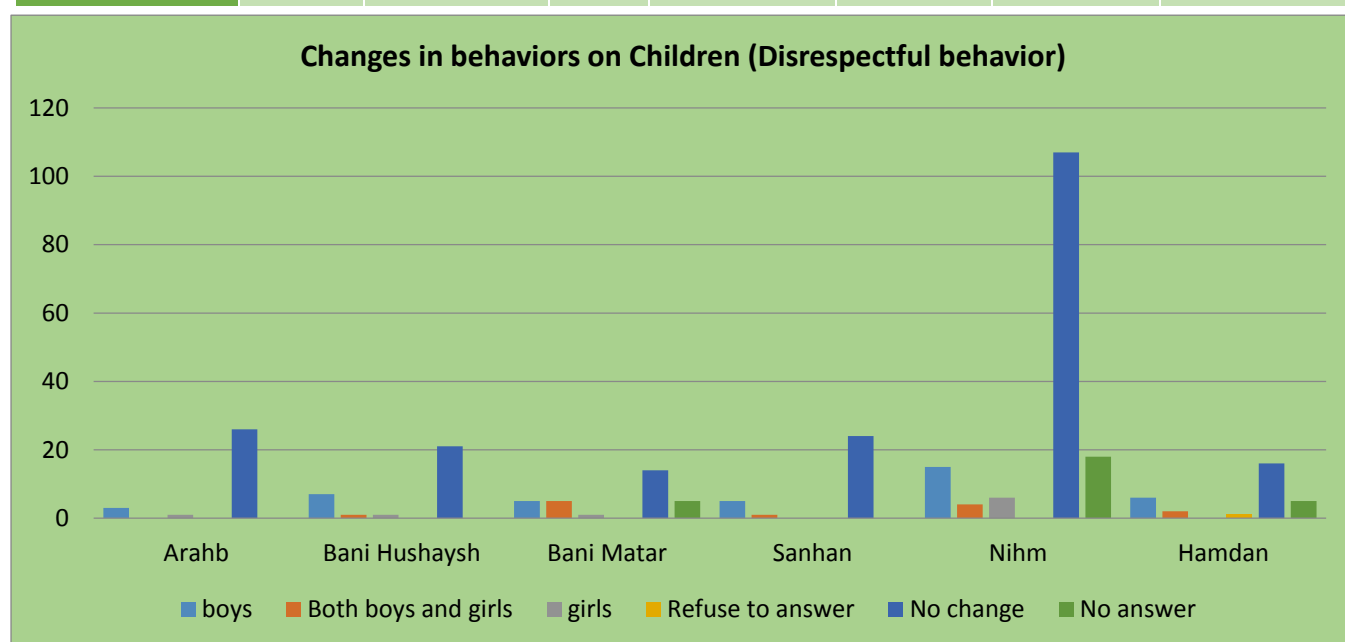
Changes in behaviors on Children (practice immoral habits);

Changes in behaviors on Children (practice immoral habits);							
District targeted	boys	Both boys and girls	girls	Refuse to answer	No change	No answer	Total
Arahb	1	1	2		26		30
Bani Hushaysh	4	2			24		30
Bani Matar	3	1	2		19	5	30
Sanhan			1		29		30
Nihm	26	13	3	4	86	18	150
Hamdan	1	1	1	6	16	5	30
Total	35	18	9	10	200	28	300
Percent	11.67	6.00	3.00	3.33	66.67	9.33	100.00



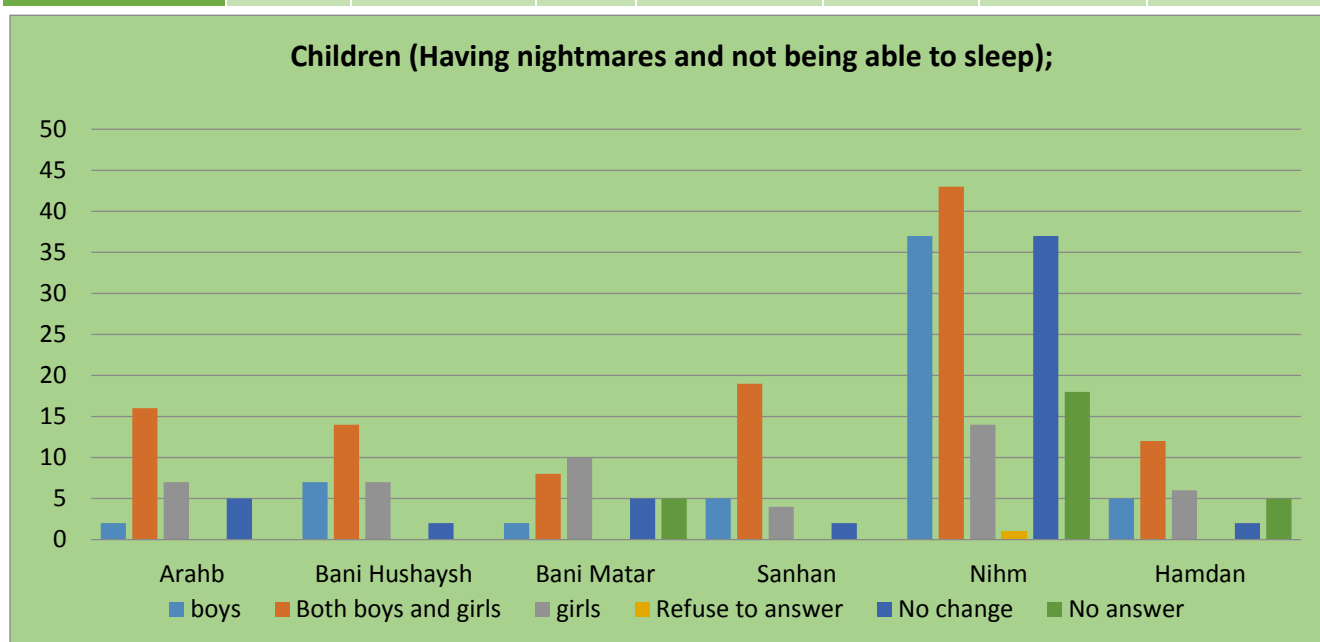
Changes in behaviors on Children (Disrespectful behavior);

Changes in behaviors on Children (Disrespectful behavior);							
District targeted	boys	Both boys and girls	girls	Refuse to answer	No change	No answer	Total
Arahb	3		1		26		30
Bani Hushaysh	7	1	1		21		30
Bani Matar	5	5	1		14	5	30
Sanhan	5	1			24		30
Nihm	15	4	6		107	18	150
Hamdan	6	2		1	16	5	30
Total	41	13	9	1	208	28	300
Percent	13.67	4.33	3.00	0.33	69.33	9.33	100.00



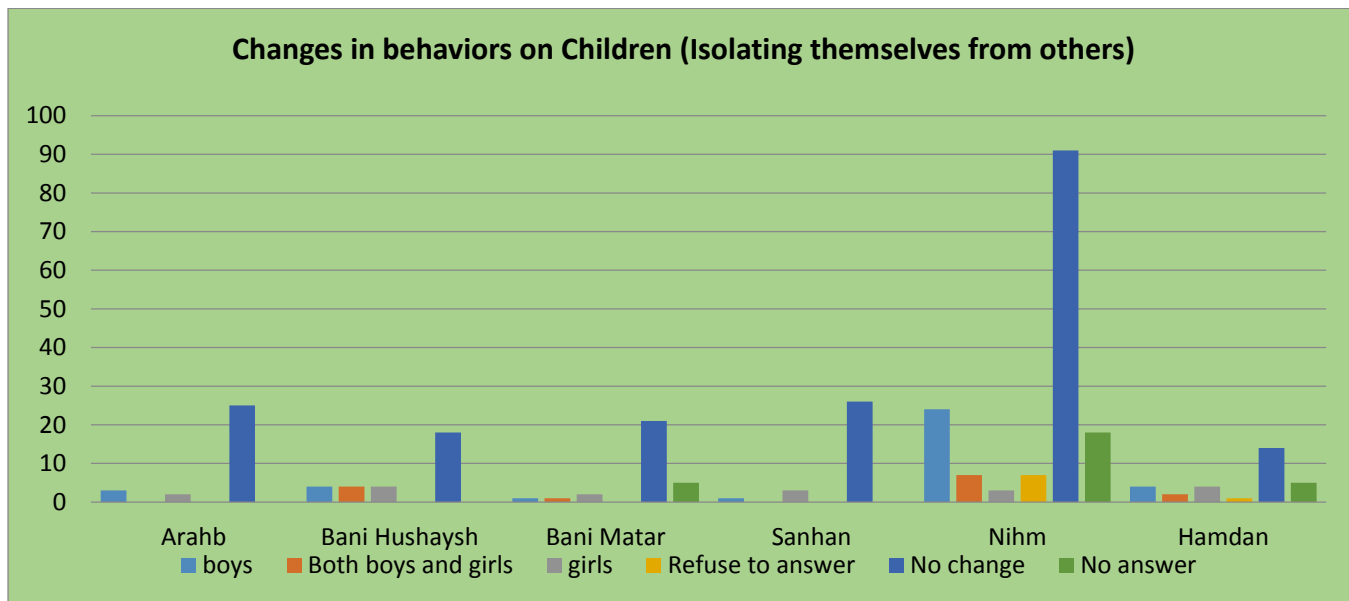
Changes in behaviors on Children (Having nightmares and not being able to sleep);

Changes in behaviors on Children (Having nightmares and not being able to sleep);							
District targeted	boys	Both boys and girls	girls	Refuse to answer	No change	No answer	Total
Arahb	2	16	7		5		30
Bani Hushaysh	7	14	7		2		30
Bani Matar	2	8	10		5	5	30
Sanhan	5	19	4		2		30
Nihm	37	43	14	1	37	18	150
Hamdan	5	12	6		2	5	30
Total	58	112	48	1	53	28	300
Percent	19.33	37.33	16.00	0.33	17.67	9.33	100.00



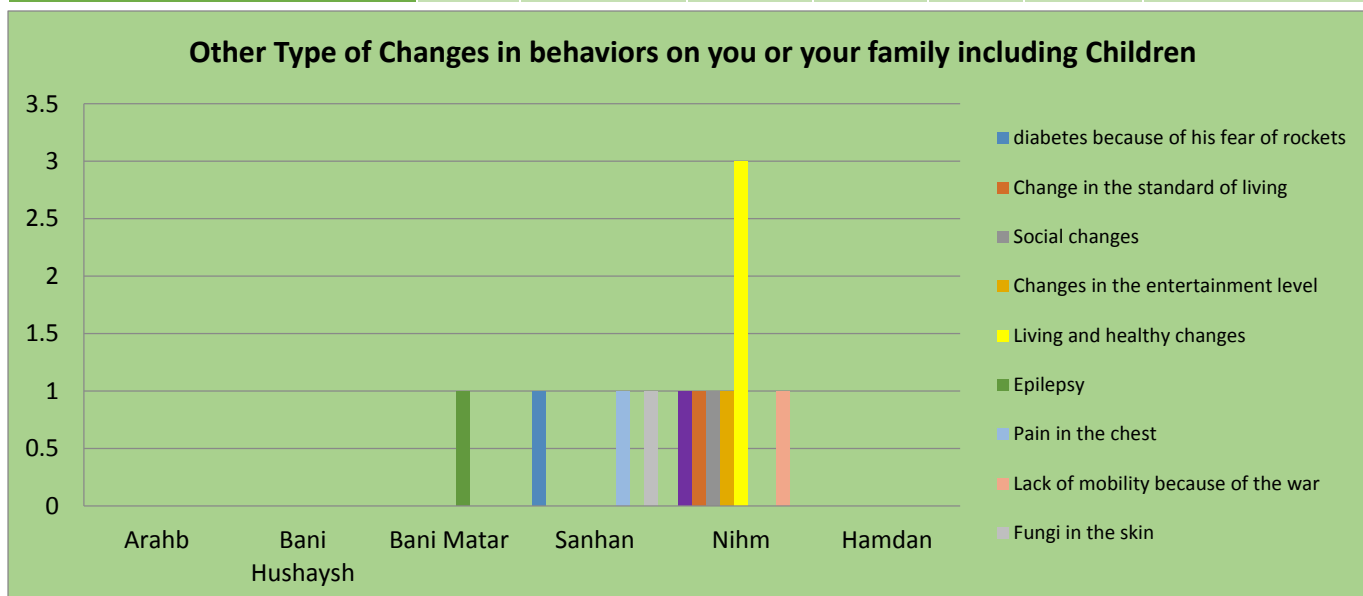
Changes in behaviors on Children (Isolating themselves from others);

Changes in behaviors on Children (Isolating themselves from others);							
District targeted	boys	Both boys and girls	girls	Refuse to answer	No change	No answer	Total
Arahb	3		2		25		30
Bani Hushaysh	4	4	4		18		30
Bani Matar	1	1	2		21	5	30
Sanhan	1		3		26		30
Nihm	24	7	3	7	91	18	150
Hamdan	4	2	4	1	14	5	30
Total	37	14	18	8	195	28	300
Percent	12.33	4.67	6.00	2.67	65.00	9.33	100.00



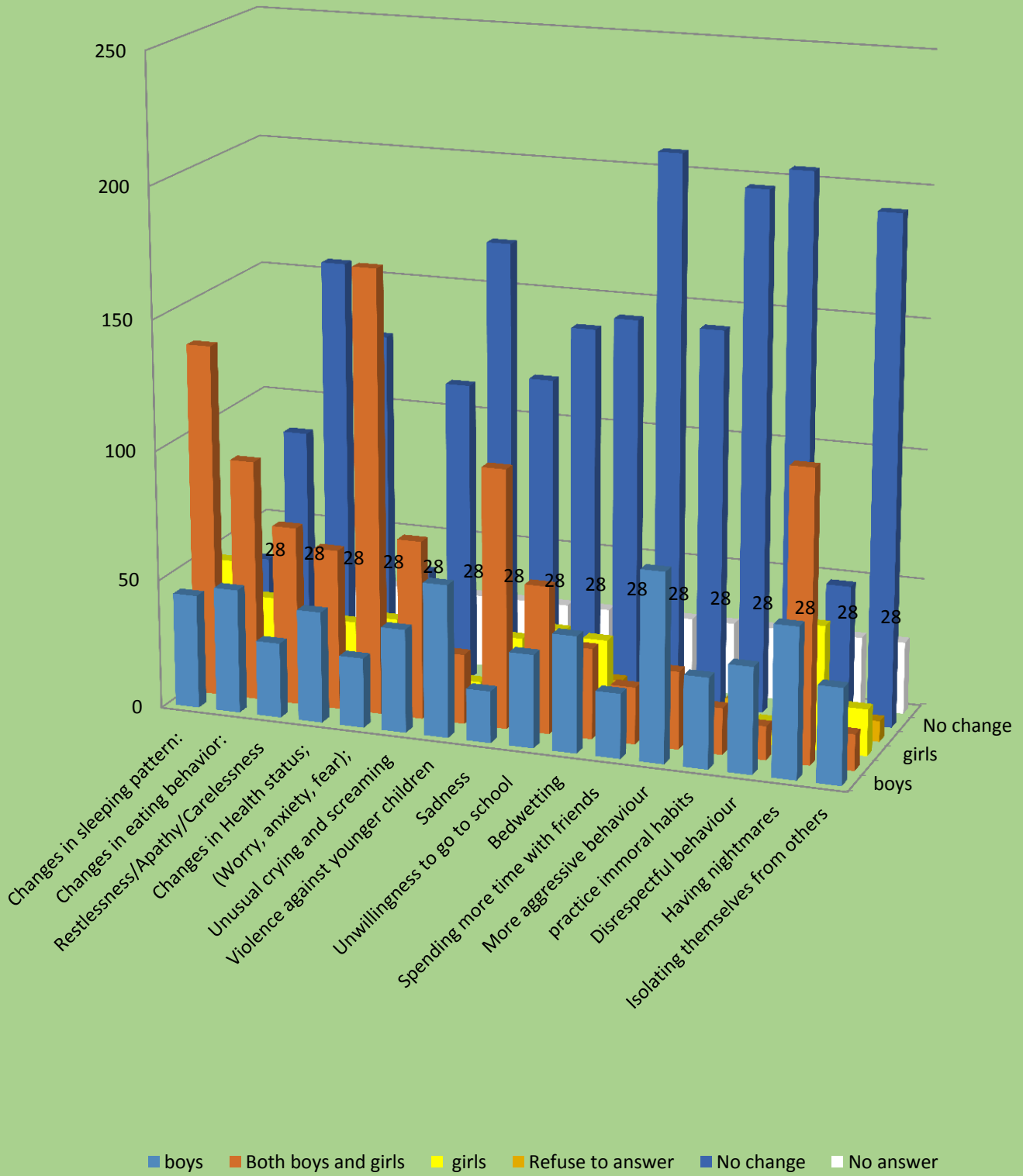
Type of Changes in behaviors on Children;

Other Type of Changes in behaviors on you or your family including Children							
Type of Changes in behaviors	Arahb	Bani Hushaysh	Bani Matar	Sanhan	Nihm	Hamdan	Grand Total
No change	30	30	29	27	142	30	288
diabetes because of his fear of rockets				1			1
Change in the standard of living					1		1
Social changes					1		1
Changes in the entertainment level					1		1
Living and healthy changes					3		3
Epilepsy			1				1
Pain in the chest				1			1
Lack of mobility because of the war					1		1
Fungi in the skin				1			1
Diabetes in the head of the family					1		1
Grand Total	30	30	30	30	150	30	300



Total data on the Changes in behavior for boys or girls or both of them?							
Changes in behavior for boys or girls or both of them?	boys	Both boys and girls	girls	Refuse to answer	No change	No answer	total
Changes in sleeping pattern: Inability to sleep/sleeping too much	44	136	48	5	39	28	300
Changes in eating behavior: Inability to eat/eating too much	48	93	35	5	91	28	300
Restlessness/Apathy/Carelessness (hopelessness);	29	69	12	3	159	28	300
Changes in Health status;	43	62	29	6	132	28	300
Changes in behaviors on Children (Worry, anxiety, fear);	27	171	32	1	41	28	300
Unusual crying and screaming	40	69	45	2	116	28	300
Violence against younger children	59	27	11	3	172	28	300
Sadness	20	100	30	1	121	28	300
Unwillingness to go to school	36	57	35	2	142	28	300
Bedwetting	45	35	33	12	147	28	300
Spending more time with friends	25	22	4	10	211	28	300
More aggressive behavior	73	30	16	7	146	28	300
practice immoral habits	35	18	9	10	200	28	300
Disrespectful behavior	41	13	9	1	208	28	300
Having nightmares and not being able to sleep	58	112	48	1	53	28	300
Isolating themselves from others	37	14	18	8	195	28	300

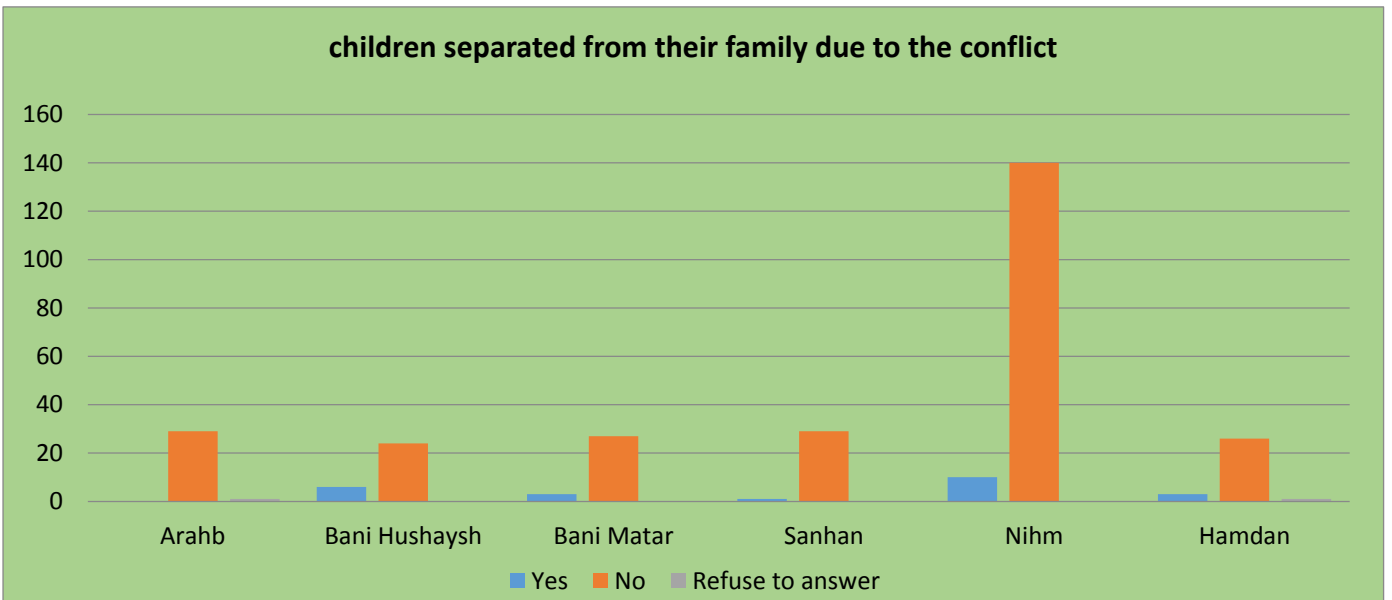
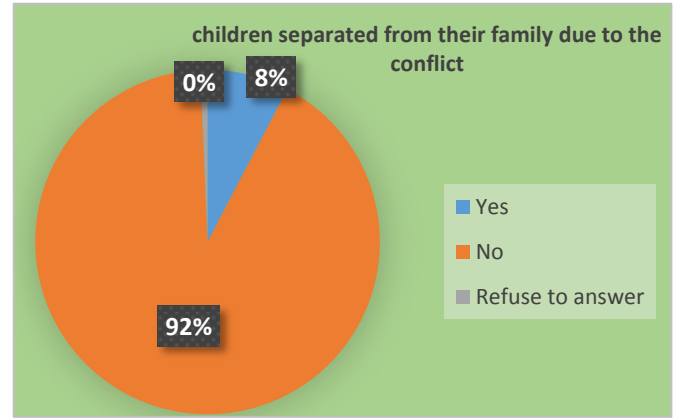
Total data on the Changes in behavior for boys or girls or both of them?



Section two; Separation, Unaccompanied, Missing ,Dead Children

Have any of your children been separated from you due to your movement from your home, or since the war or conflict start?

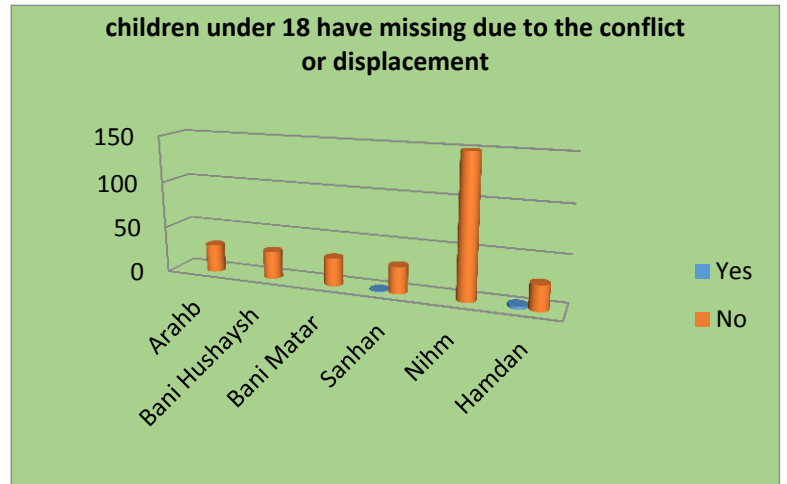
children separated from their family due to the conflict				
District targeted	Yes	No	Refuse to answer	Total
Arahb		29	1	30
Bani Hushaysh	6	24		30
Bani Matar	3	27		30
Sanhan	1	29		30
Nihm	10	140		150
Hamdan	3	26	1	30
Total	23	275	2	300
Percent	7.67	91.67	0.67	100.00



Missing Children;

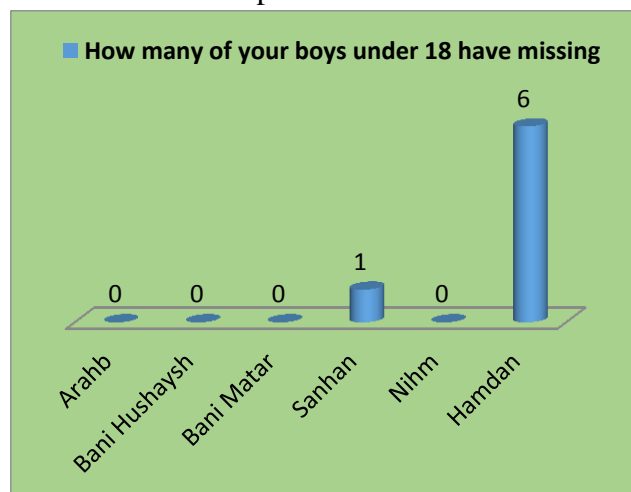
Do you have any one of your children under 18 have missing due to the conflict or displacement?

Do you have any one of your children under 18 have missing due to the conflict or displacement			
District targeted	Yes	No	Total
Arahb		30	30
Bani Hushaysh		30	30
Bani Matar		30	30
Sanhan	1	29	30
Nihm		150	150
Hamdan	3	27	30
Total	4	296	300



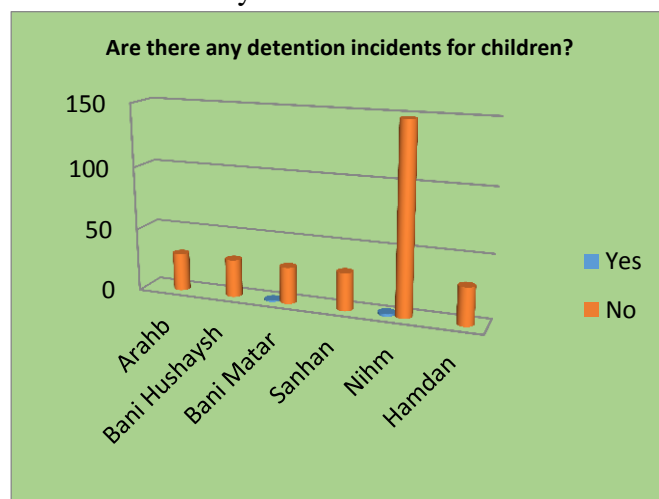
How many of your children under 18 have missing due to the conflict or displacement?

How many of your boys under 18 have missing					
District targeted	1	2	3	None	Total
Arahb				30	0
Bani Hushaysh				30	0
Bani Matar				30	0
Sanhan	1			29	1
Nihm				150	0
Hamdan	1	1	1	27	6
Total	2	2	3	296	7

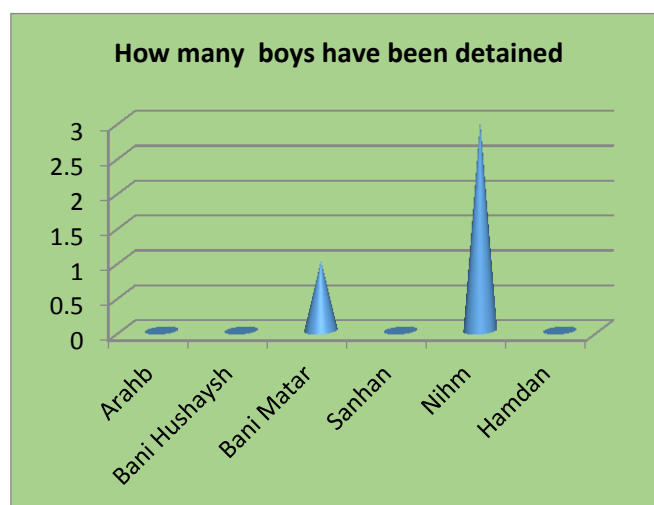


For girls there are no any indications of the presence of girls missing because of conflict or during the displacement according to the survey and the data collected from the study.

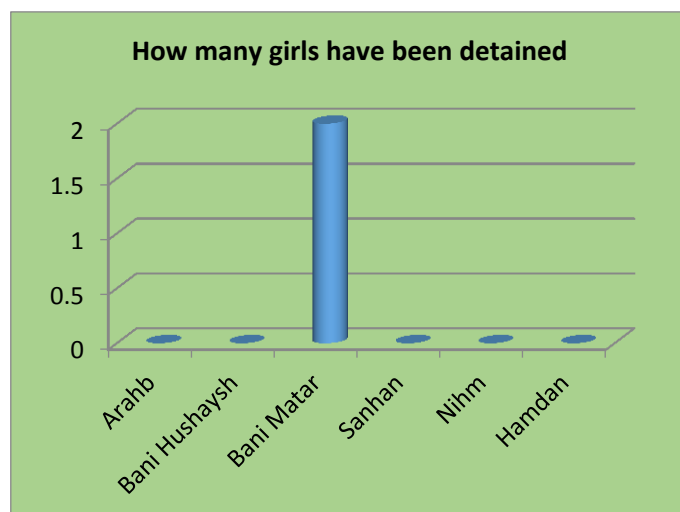
Are there any detention incidents for children?			
District targeted	Yes	No	Total
Arahb		30	30
Bani Hushaysh		30	30
Bani Matar	1	29	30
Sanhan		30	30
Nihm	2	148	150
Hamdan		30	30
Grand Total	3	297	300



How many boys have been detained				
District targeted	1	2	None	Total
Arahb			30	0
Bani Hushaysh			30	0
Bani Matar	1		29	1
Sanhan			30	0
Nihm	1	1	148	3
Hamdan			30	0
Grand Total	2	2	297	4



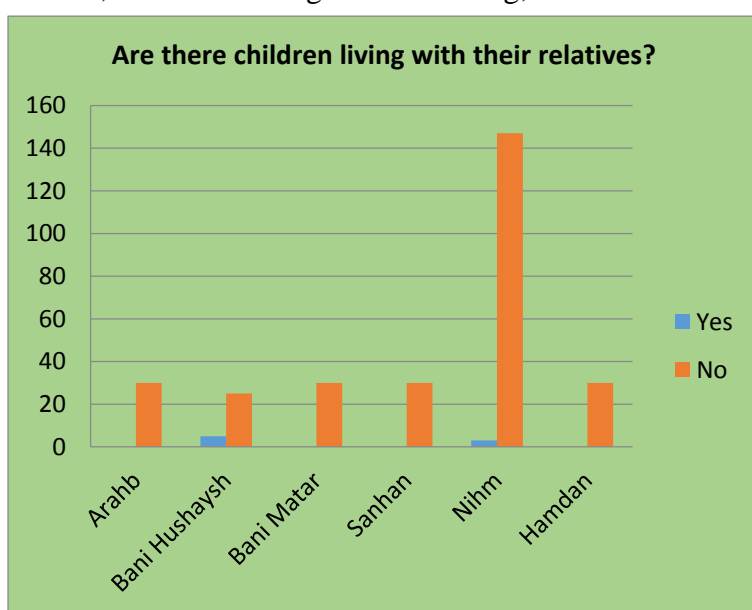
How many girls have been detained			
District targeted	2	None	Total
Arahb		30	0
Bani Hushaysh		30	0
Bani Matar	1	29	1
Sanhan		30	0
Nihm		150	0
Hamdan		30	0
Grand Total	2	299	2



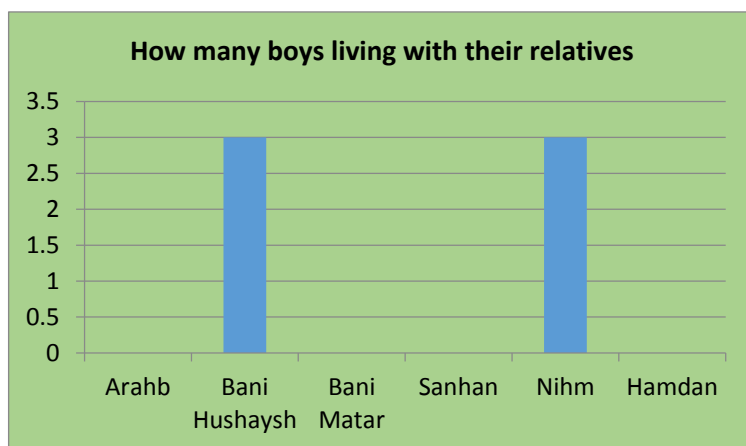
There has no incidents of kidnapping children been registered in the areas that have been targeted in the study.

Regarding the children who are separated from their families, there were some of them living with their relatives, neighbors / friends or elsewhere on their own, as the following data indicating;

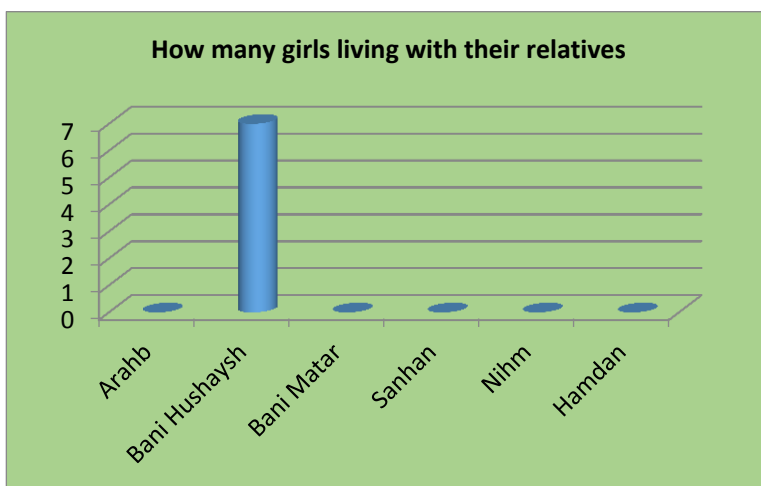
Are there children living with their relatives?			
District targeted	Yes	No	Total
Arahb		30	30
Bani Hushaysh	5	25	30
Bani Matar		30	30
Sanhan		30	30
Nihm	3	147	150
Hamdan		30	30
Grand Total	8	292	300



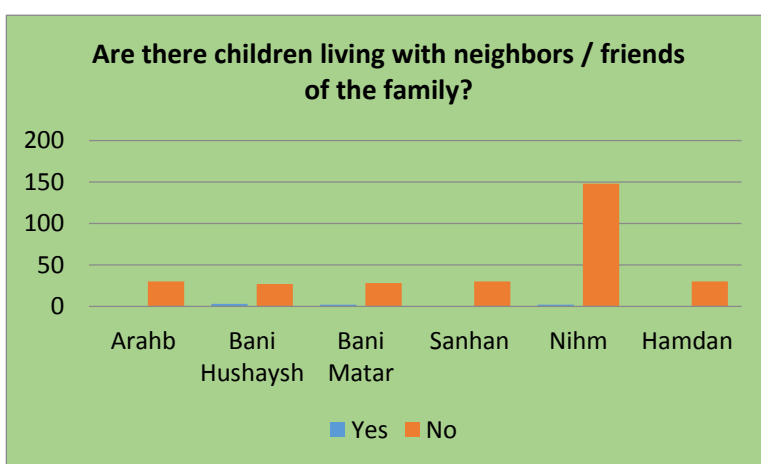
How many boys living with their relatives				
District targeted	1	2	None	Total
Arahb			30	0
Bani Hushaysh	1	1	28	3
Bani Matar			30	0
Sanhan			30	0
Nihm	3		147	3
Hamdan			30	0
Grand Total	4	2	295	6



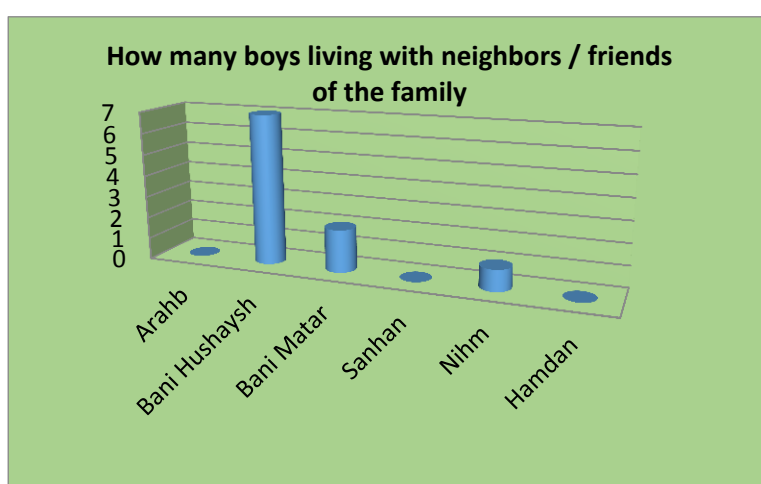
How many girls living with their relatives					
District targeted	1	2	3	None	Total
Arahb				30	0
Bani Hushaysh	2	1	1	26	7
Bani Matar				30	0
Sanhan				30	0
Nihm				150	0
Hamdan				30	0
Grand Total	2	2	3	296	7



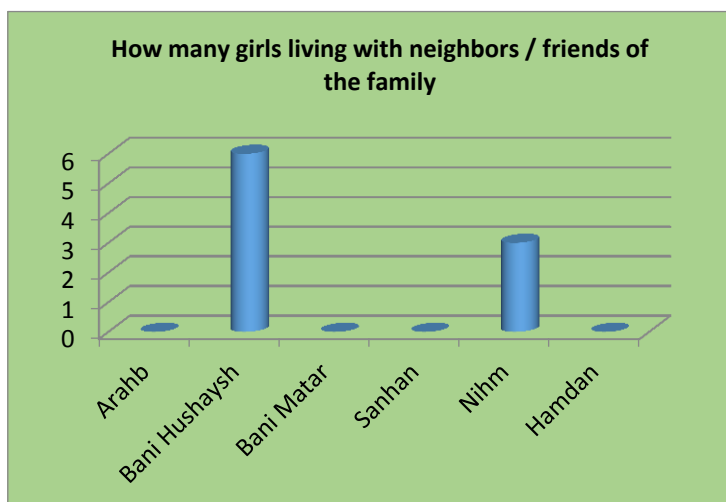
Are there children living with neighbors / friends of the family?			
District targeted	Yes	No	Total
Arahb		30	30
Bani Hushaysh	3	27	30
Bani Matar	2	28	30
Sanhan		30	30
Nihm	2	148	150
Hamdan		30	30
Total	7	293	300



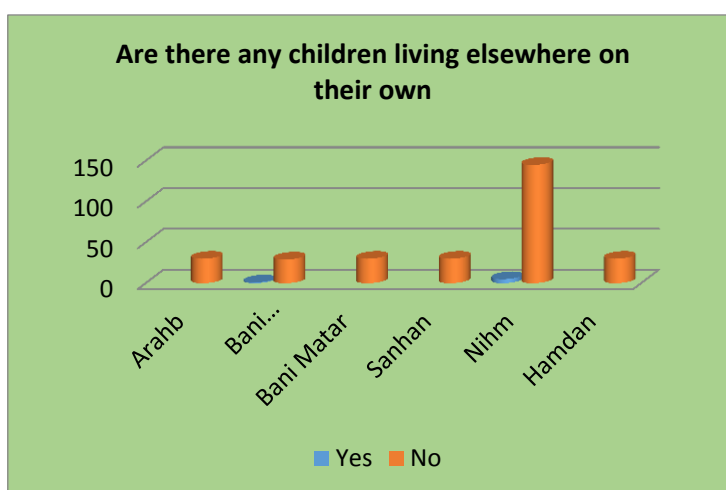
How many boys living with neighbors / friends of the family					
District targeted	1	2	4	None	Total
Arahb				30	0
Bani Hushaysh	1	1	1	27	7
Bani Matar	2			28	2
Sanhan				30	0
Nihm	1			149	1
Hamdan				30	0
Total	4	2	4	294	10



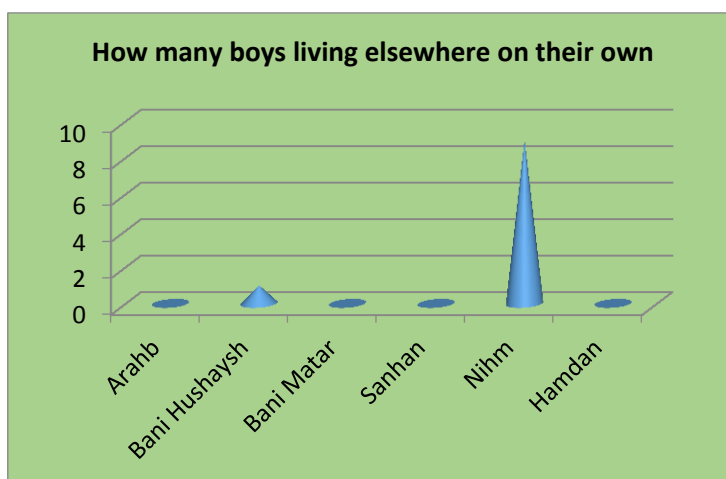
How many girls living with neighbors / friends of the family				
District targeted	3	6	None	Total
Arahb			30	0
Bani Hushaysh		1	29	6
Bani Matar			30	0
Sanhan			30	0
Nihm	1		149	3
Hamdan			30	0
Total	3	6	298	9



Are there any children living elsewhere on their own			
District targeted	Yes	No	Total
Arahb		30	30
Bani Hushaysh	1	29	30
Bani Matar		30	30
Sanhan		30	30
Nihm	5	145	150
Hamdan		30	30
Total	6	294	300



How many boys living elsewhere on their own				
District targeted	1	5	None	Total
Arahb			30	0
Bani Hushaysh	1		29	1
Bani Matar			30	0
Sanhan			30	0
Nihm	4	1	145	9
Hamdan			30	0
Total	5	5	294	10

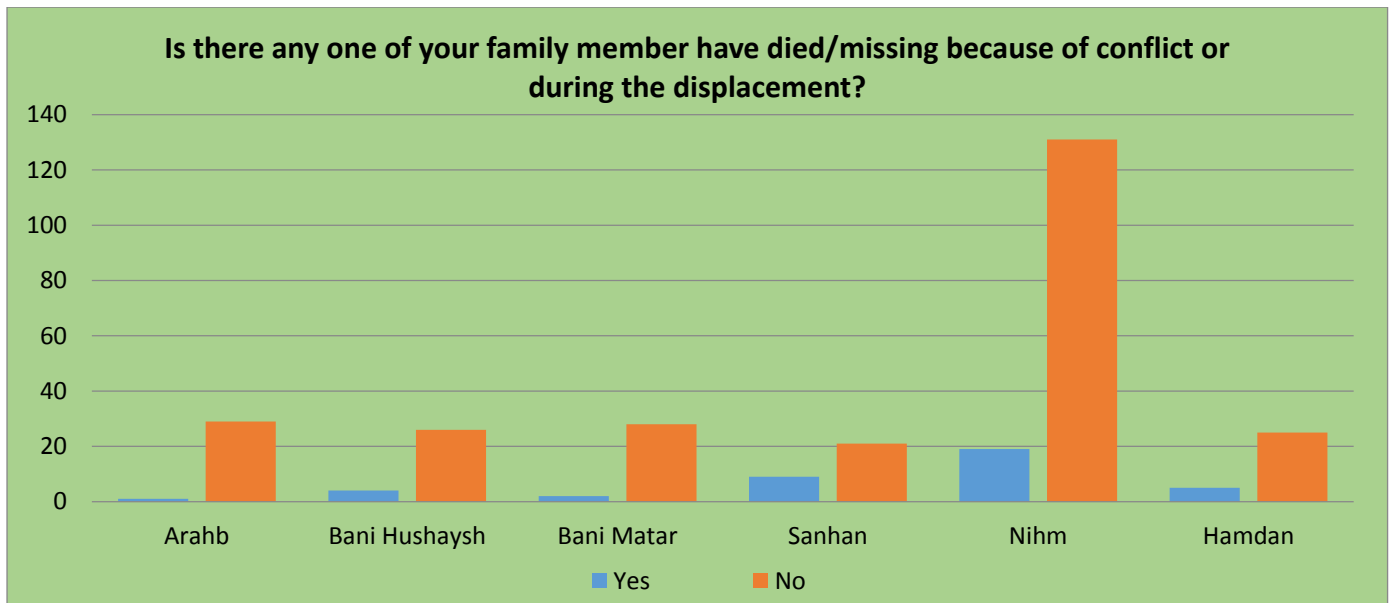
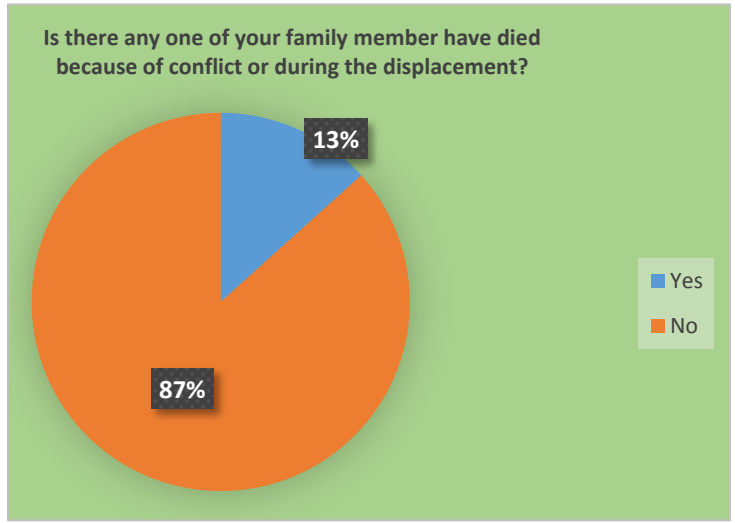


For girls there are no any indications of the presence of girls living elsewhere on their own because of conflict or during the displacement according to the survey and the data collected from the study.

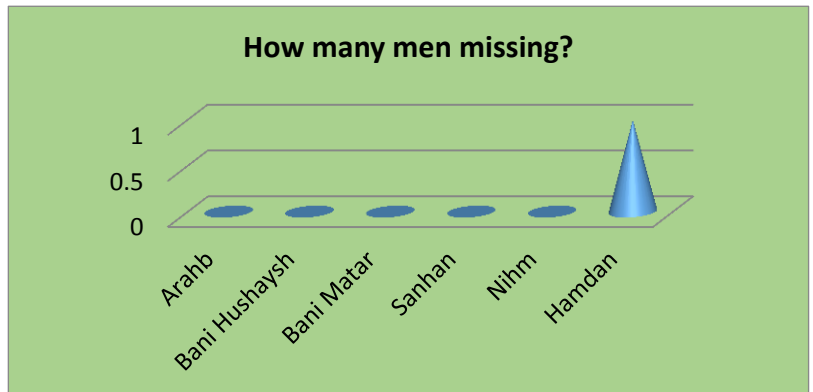
Dead Family Members;

Is there any one of your family member have died / missing because of conflict or during the displacement?

Is there any one of your family member have died/missing because of conflict or during the displacement?			
District targeted	Yes	No	Total
Arahb	1	29	30
Bani Hushaysh	4	26	30
Bani Matar	2	28	30
Sanhan	9	21	30
Nihm	19	131	150
Hamdan	5	25	30
Total	40	260	300
Percent	13.33	86.67	100.00



How many men missing?		
District targeted	1	Total
Arahb	0	0
Bani Hushaysh	0	0
Bani Matar	0	0
Sanhan	0	0
Nihm	0	0
Hamdan	1	1
Total	1	1

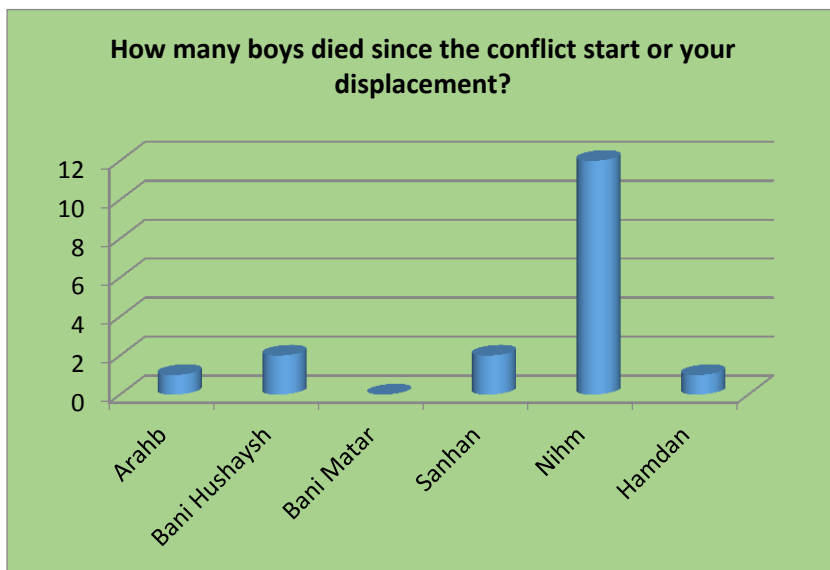


For women there are no any indications of the presence of women missing because of conflict or during the displacement according to the survey and the data collected from the study.

Dead Children;

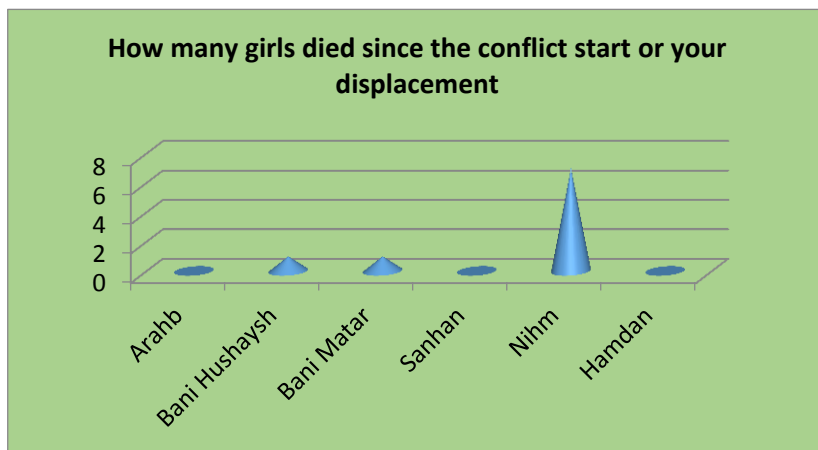
How many boys died since the conflict start or your displacement?

District targeted	1	2	3	Total
Arahb	1			1
Bani Hushaysh	2			2
Bani Matar				0
Sanhan	2			2
Nihm	7	1	1	12
Hamdan	1			1
Total	13	1	1	18



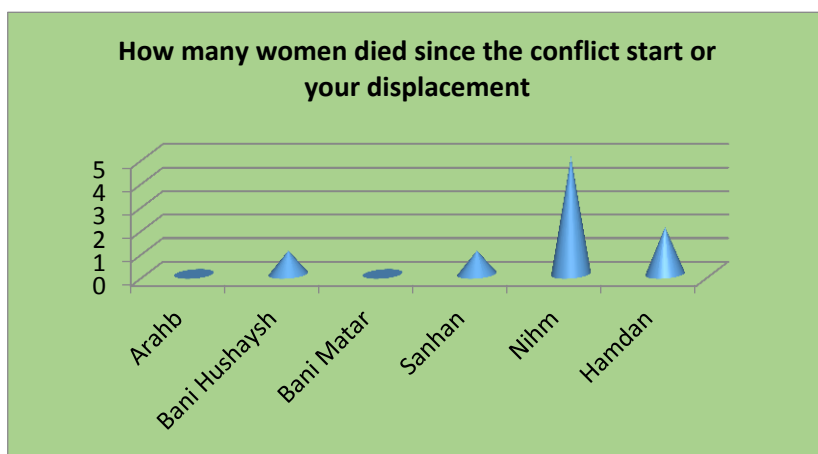
How many girls died since the conflict start or your displacement?

District targeted	1	2	Total
Arahb			0
Bani Hushaysh	1		1
Bani Matar	1		1
Sanhan			0
Nihm	3	2	7
Hamdan			0
Total	5	2	9



How many women died since the conflict start or your displacement?

District targeted	1	Total
Arahb		0
Bani Hushaysh	1	1
Bani Matar		0
Sanhan	1	1
Nihm	5	5
Hamdan	2	2
Total	9	9



How many men died since the conflict start or your displacement?

District targeted	1	2	Total
Arahb			0
Bani Hushaysh	1		1
Bani Matar	1		1
Sanhan	6		6
Nihm	8	1	10
Hamdan	2		2
Total	18	2	20

How many men died since the conflict start or your displacement

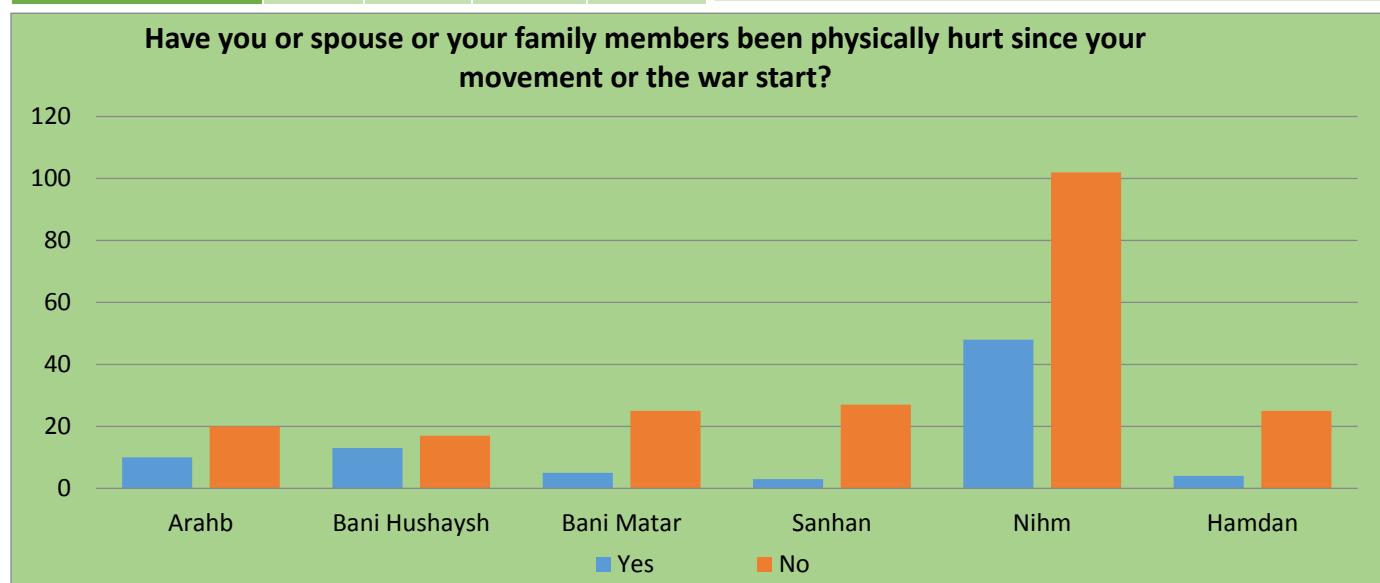
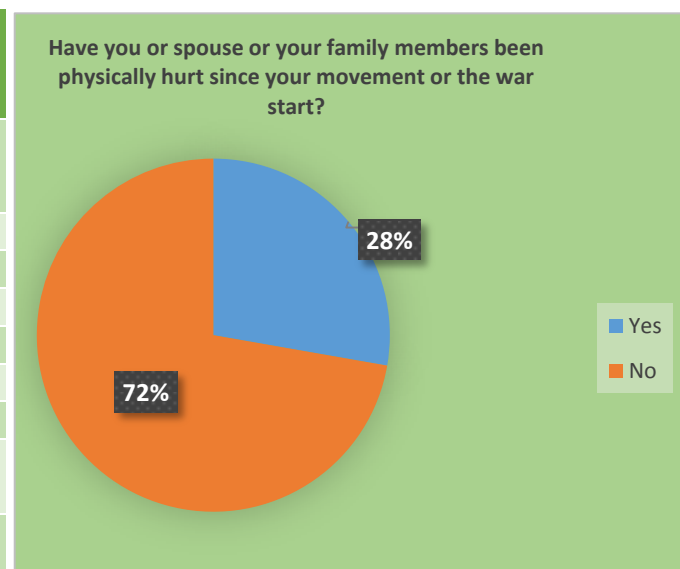


Third section: Physical Dangers, Injuries & Violence .

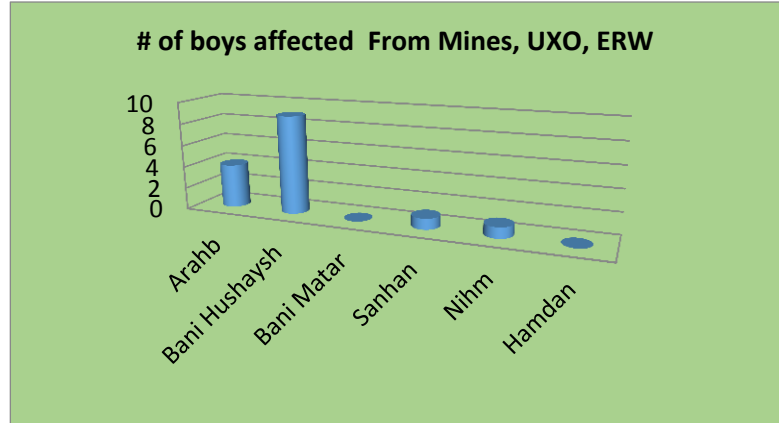
Physical Dangers, Injuries & Violence on children and Family members;

Have you or spouse or your family members been physically hurt since your movement or the war start?

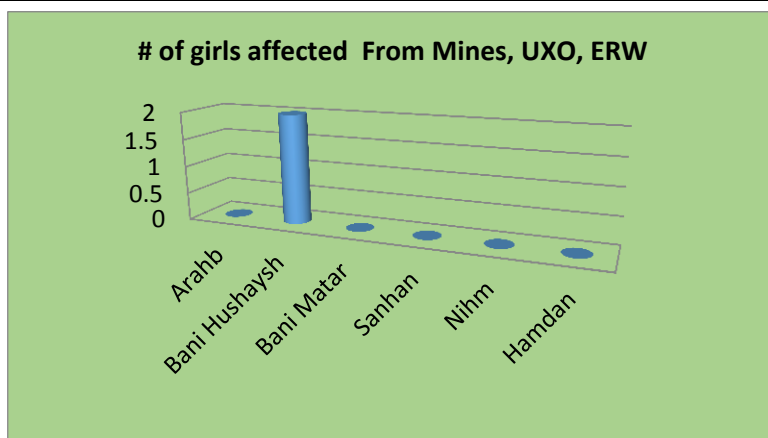
Have you or spouse or your family members been physically hurt since your movement or the war start?				
District targeted	Yes	No	Refuse to answer	Total
Arahb	10	20		30
Bani Hushaysh	13	17		30
Bani Matar	5	25		30
Sanhan	3	27		30
Nihm	48	102		150
Hamdan	4	25	1	30
Total	83	216	1	300
Percent	27.67	72.00	0.33	100.00



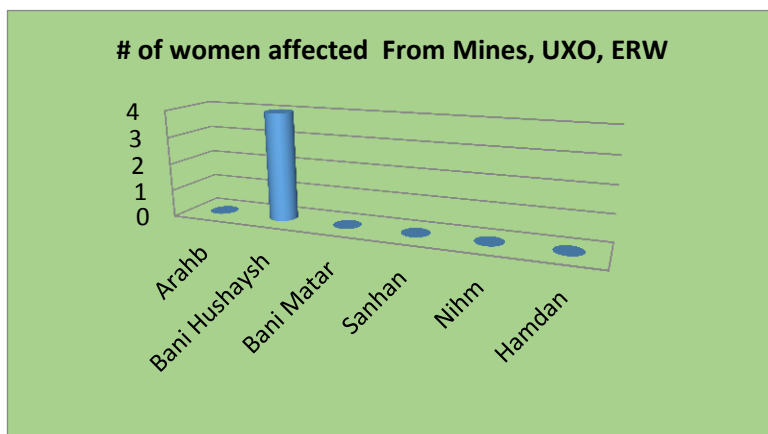
# of boys affected From Mines, UXO, ERW			
District targeted	1	2	Total
Arahb	4		4
Bani Hushaysh	5	2	9
Bani Matar			0
Sanhan	1		1
Nihm	1		1
Hamdan			0
Total	11	2	15



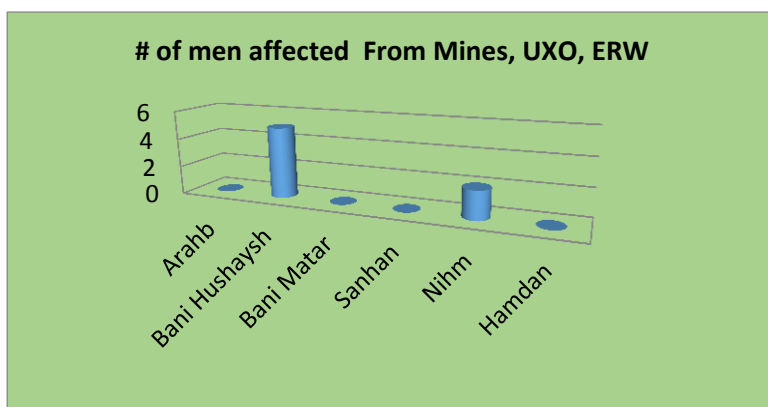
# of girls affected From Mines, UXO, ERW		
District targeted	2	Total
Arahb		0
Bani Hushaysh	1	2
Bani Matar		0
Sanhan		0
Nihm		0
Hamdan		0
Total	2	2



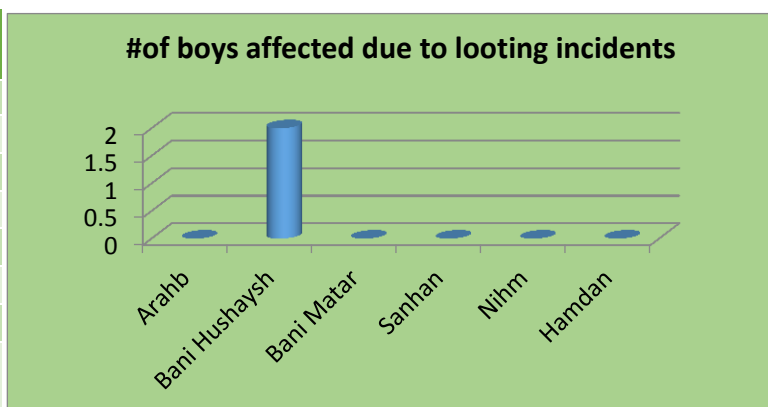
# of women affected From Mines, UXO, ERW				
District targeted	1	2	None	Total
Arahb	0		30	0
Bani Hushaysh	2	1	27	4
Bani Matar	0	0	30	0
Sanhan	0	0	30	0
Nihm	0	0	150	0
Hamdan	0	0	30	0
Total	2	1	297	4



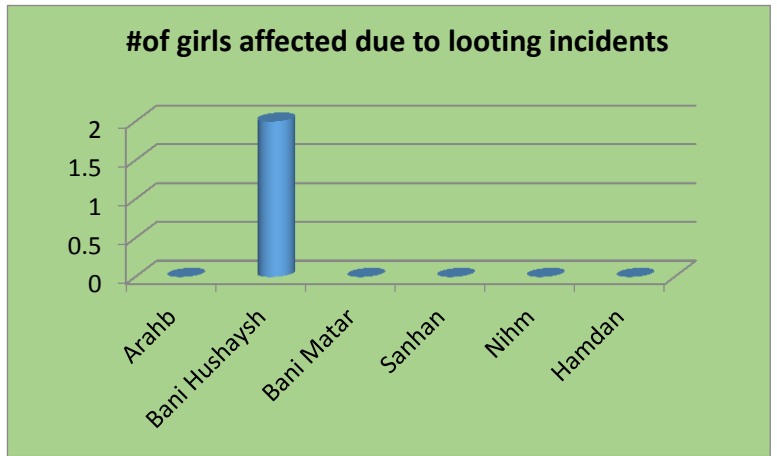
# of men affected From Mines, UXO, ERW				
District targeted	1	2	None	Total
Arahb			30	0
Bani Hushaysh	3	1	26	5
Bani Matar			30	0
Sanhan			30	0
Nihm		1	149	2
Hamdan			30	0
Total	3	4	295	7



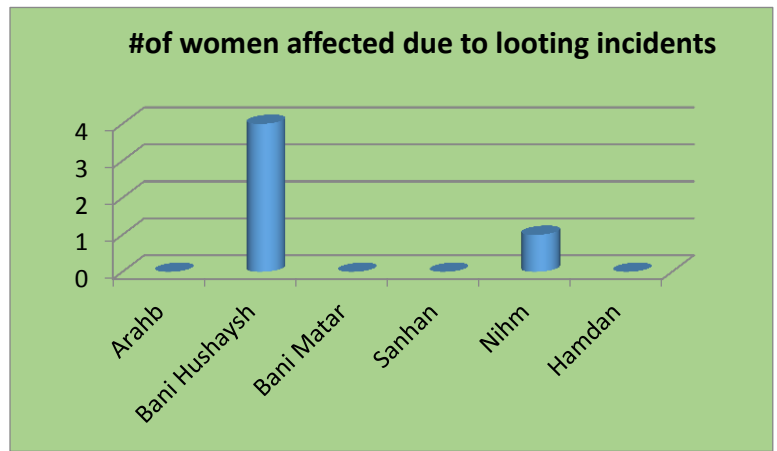
#of boys affected due to looting incidents			
District targeted	2	None	Total
Arahb		30	0
Bani Hushaysh	1	29	2
Bani Matar		30	0
Sanhan		30	0
Nihm		150	0
Hamdan		30	0
Total	2	299	2



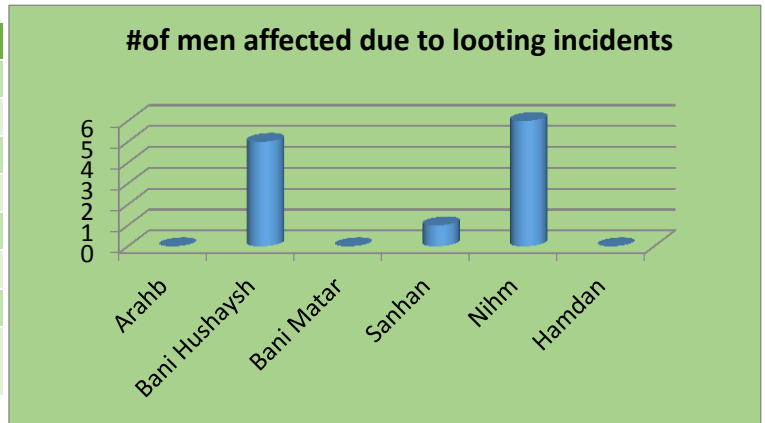
#of Girls affected due to looting incidents			
District targeted	2	None	Total
Arahb		30	0
Bani Hushaysh	1	29	2
Bani Matar		30	0
Sanhan		30	0
Nihm		150	0
Hamdan		30	0
Total	2	299	2



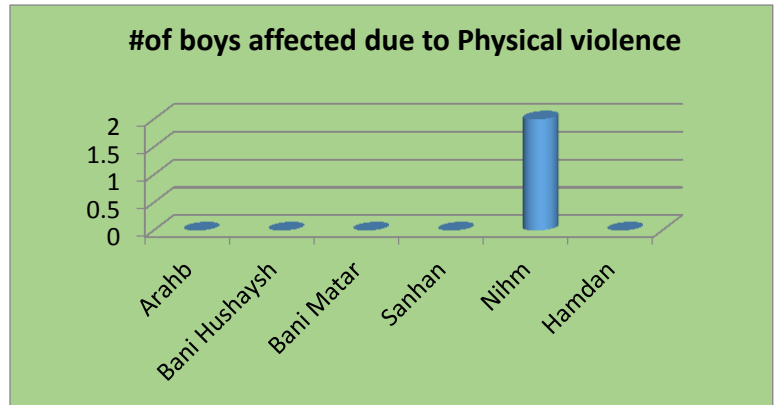
# of Women affected due to looting incidents				
District targeted	1	2	None	Total
Arahb			30	0
Bani Hushaysh		2	28	4
Bani Matar			30	0
Sanhan			30	0
Nihm	1		149	1
Hamdan			30	0
Total	1	4	297	5



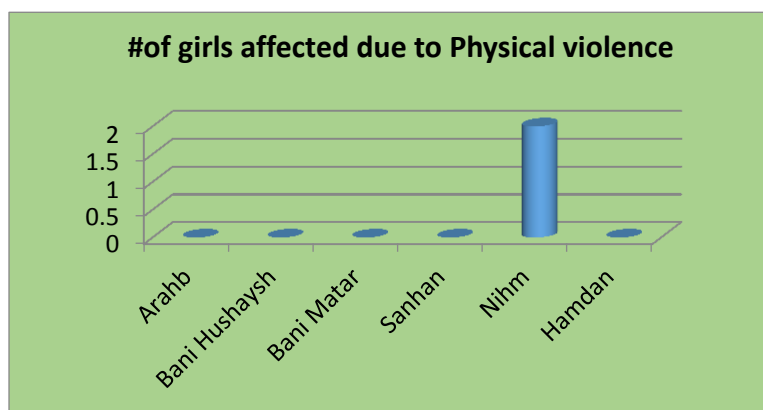
# of men affected due to looting incidents						
District targeted	1	2	3	5	لا احد	Total
Arahb					30	0
Bani Hushaysh		1	1		28	5
Bani Matar					30	0
Sanhan	1				29	1
Nihm	1			1	148	6
Hamdan					30	0
Total	2	2	3	5	295	12



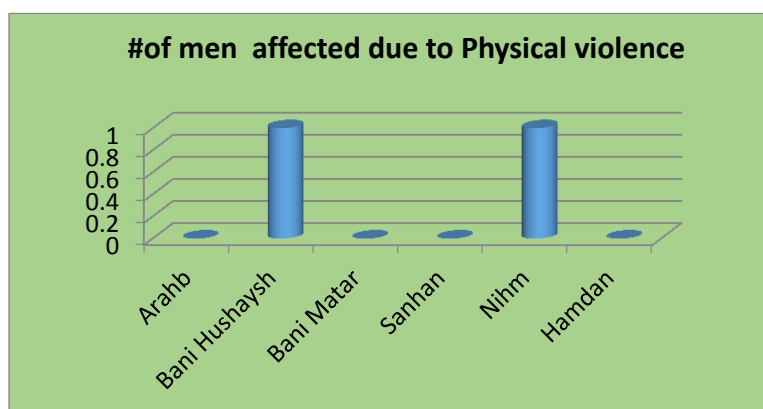
#of boys affected due to Physical violence			
District targeted	1	None	Total
Arahb		30	0
Bani Hushaysh		30	0
Bani Matar		30	0
Sanhan		30	0
Nihm	2	148	2
Hamdan		30	0
Total	2	298	2



#of girls affected due to Physical violence			
District targeted	1	None	Total
Arahb		30	0
Bani Hushaysh		30	0
Bani Matar		30	0
Sanhan		30	0
Nihm	2	148	2
Hamdan		30	0
Total	2	298	2

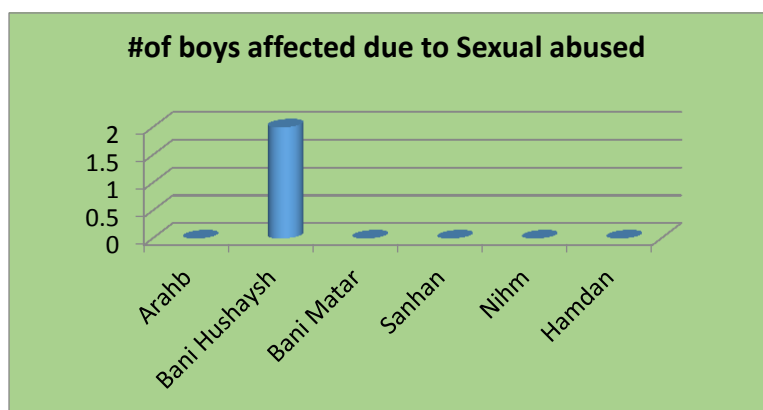


#of men affected due to Physical violence			
District targeted	1	None	Total
Arahb		30	0
Bani Hushaysh	1	29	1
Bani Matar		30	0
Sanhan		30	0
Nihm	1	149	1
Hamdan		30	0
Total	2	298	2

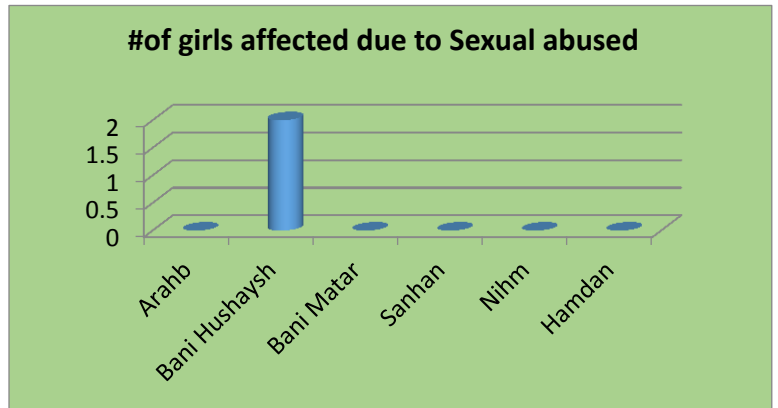


For women there are no any indications of the presence of women Physical violence affected because of conflict or during the displacement according to the survey and the data collected from the study.

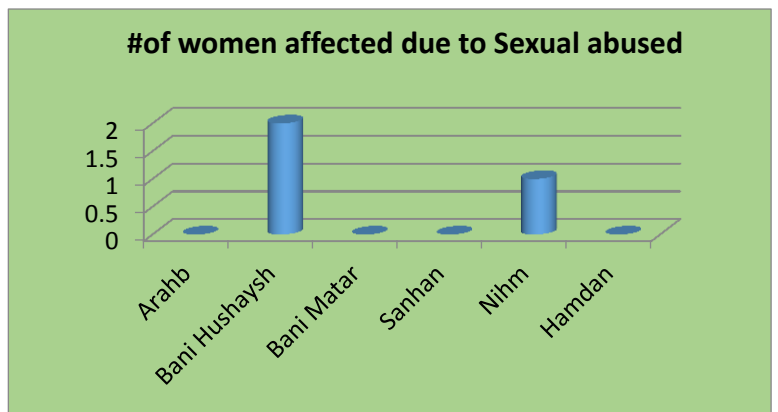
#of boys affected due to Sexual abused			
District targeted	2	None	Total
Arahb		30	0
Bani Hushaysh	1	29	2
Bani Matar		30	0
Sanhan		30	0
Nihm		150	0
Hamdan		30	0
Total	2	299	2



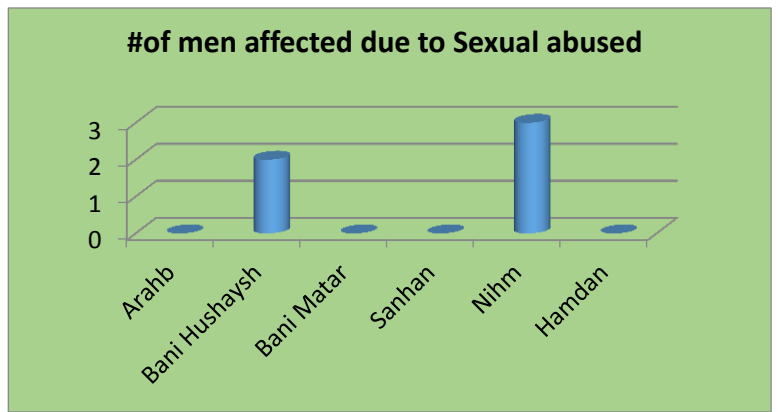
#of girls affected due to Sexual abused			
District targeted	2	None	Total
Arahb		30	0
Bani Hushaysh	1	29	2
Bani Matar		30	0
Sanhan		30	0
Nihm		150	0
Hamdan		30	0
Total	2	299	2



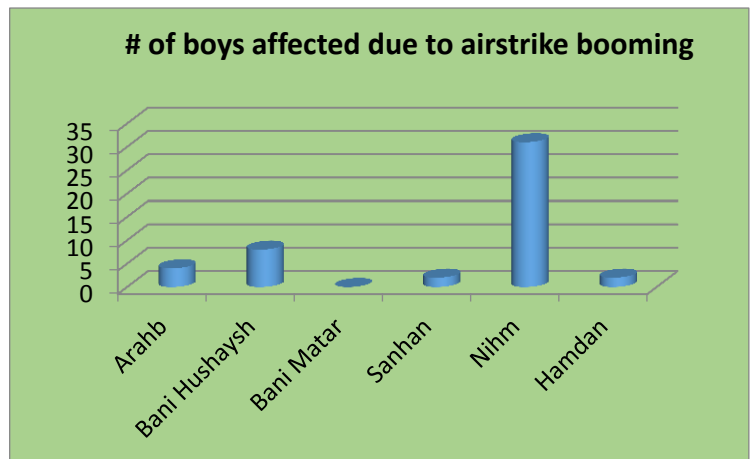
#of women affected due to Sexual abused				
District targeted	1	2	None	Total
Arahb			30	0
Bani Hushaysh		1	29	2
Bani Matar			30	0
Sanhan			30	0
Nihm	1		149	1
Hamdan			30	0
Total	1	2	298	3



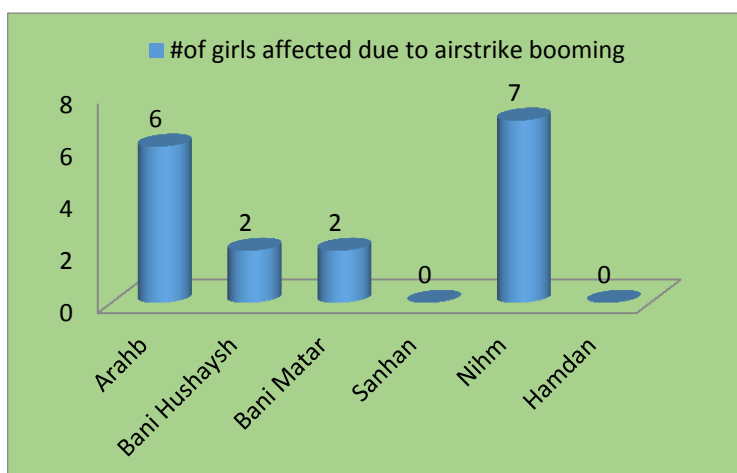
#of men affected due to Sexual abused				
District targeted	1	2	None	Total
Arahb			30	0
Bani Hushaysh		1	29	2
Bani Matar			30	0
Sanhan			30	0
Nihm	3		147	3
Hamdan			30	0
Total	3	2	296	5



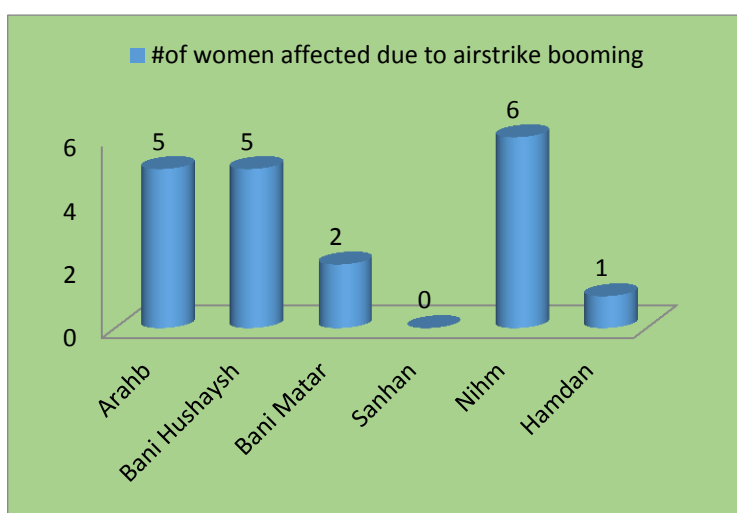
# of boys affected due to airstrike booming						
District targeted	1	2	3	4	None	Total
Arahb	4				26	4
Bani Hushaysh	2	1		1	26	8
Bani Matar					30	0
Sanhan		1			29	2
Nihm	26	1	1		122	31
Hamdan	2				28	2
Total	34	6	3	4	261	47



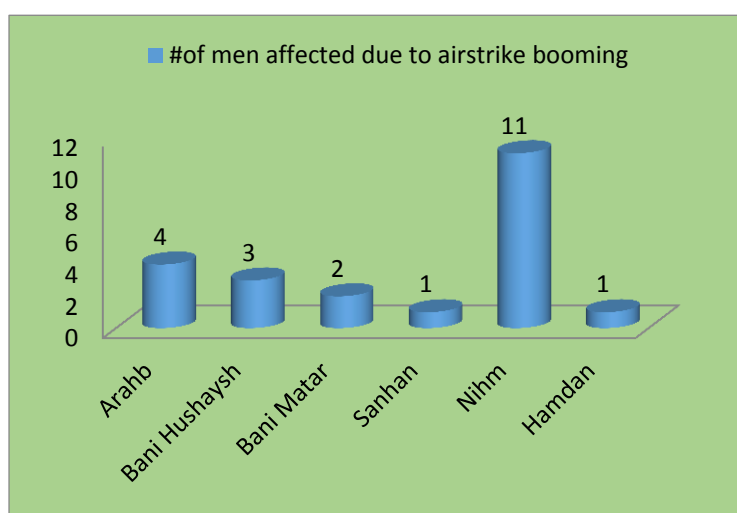
#of girls affected due to airstrike booming				
District targeted	1	2	None	Total
Arahb	4	1	25	6
Bani Hushaysh		1	29	2
Bani Matar		1	29	2
Sanhan			30	0
Nihm	7		143	7
Hamdan			30	0
Total	11	3	286	17



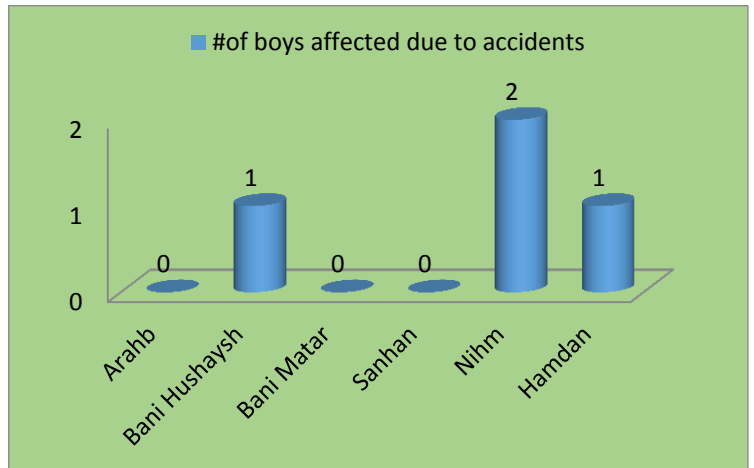
#of women affected due to airstrike booming				
District targeted	1	2	None	Total
Arahb	5		25	5
Bani Hushaysh	3	1	26	5
Bani Matar	2		28	2
Sanhan			30	0
Nihm	6		144	6
Hamdan	1		29	1
Total	17	1	282	19



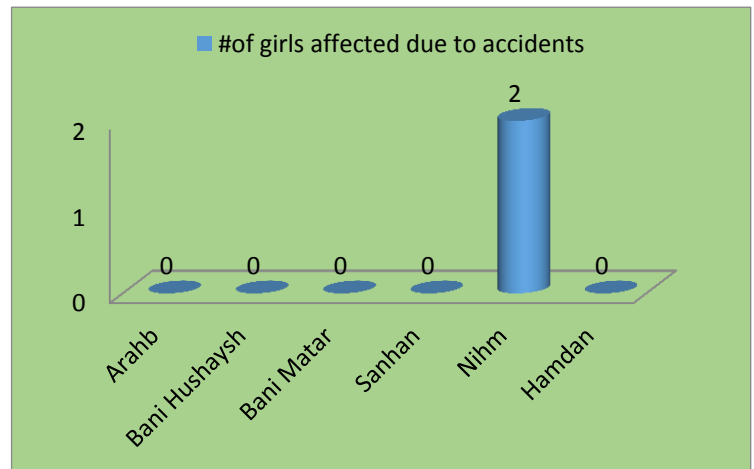
#of men affected due to airstrike booming				
District targeted	1	2	None	Total
Arahb	4		26	4
Bani Hushaysh	1	1	28	3
Bani Matar	2		28	2
Sanhan	1		29	1
Nihm	9	1	140	11
Hamdan	1		29	1
Total	18	2	280	22



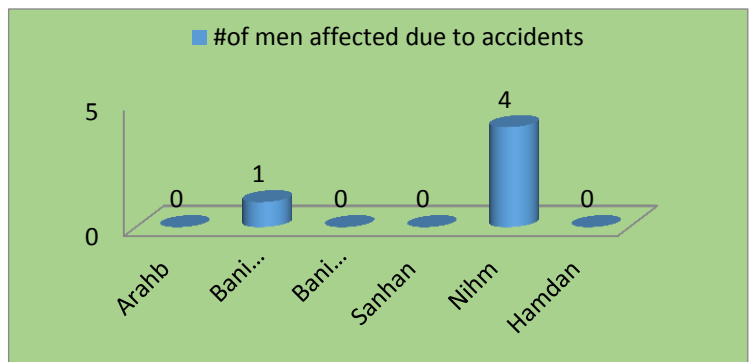
#of boys affected due to accidents			
District targeted	1	None	Total
Arahb		30	0
Bani Hushaysh	1	29	1
Bani Matar		30	0
Sanhan		30	0
Nihm	2	148	2
Hamdan	1	29	1
Total	4	296	4



#of girls affected due to accidents			
District targeted	2	None	Total
Arahb		30	0
Bani Hushaysh		30	0
Bani Matar		30	0
Sanhan		30	0
Nihm	1	149	2
Hamdan		30	0
Total	2	299	2



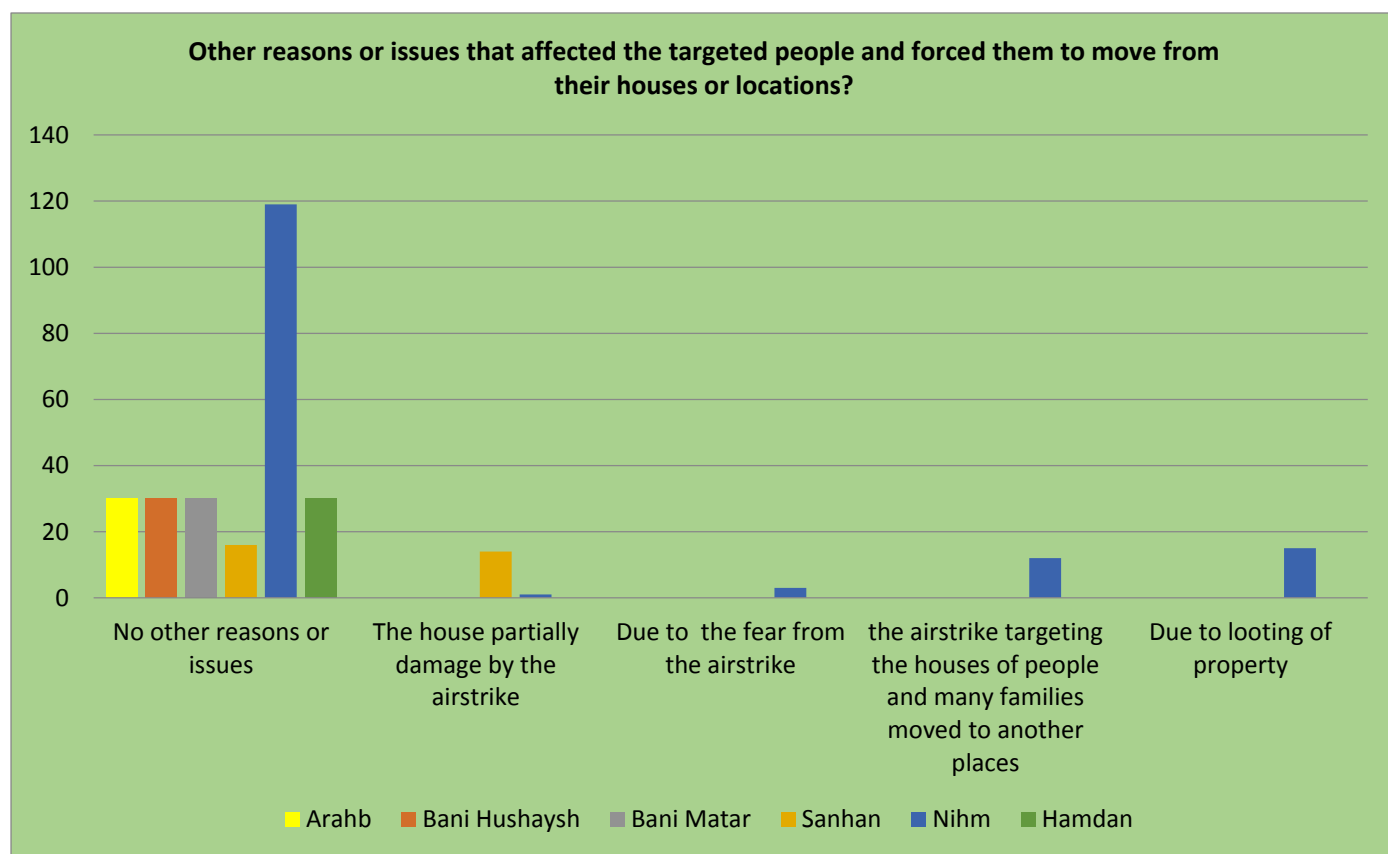
#of men affected due to accidents			
District targeted	1	None	Total
Arahb		30	0
Bani Hushaysh	1	29	1
Bani Matar		30	0
Sanhan		30	0
Nihm	4	146	4
Hamdan		30	0
Total	5	295	5



For women there are no any indications of the presence of women affected due to accidents since the f conflict start or during the displacement according to the survey and the data collected from the study.

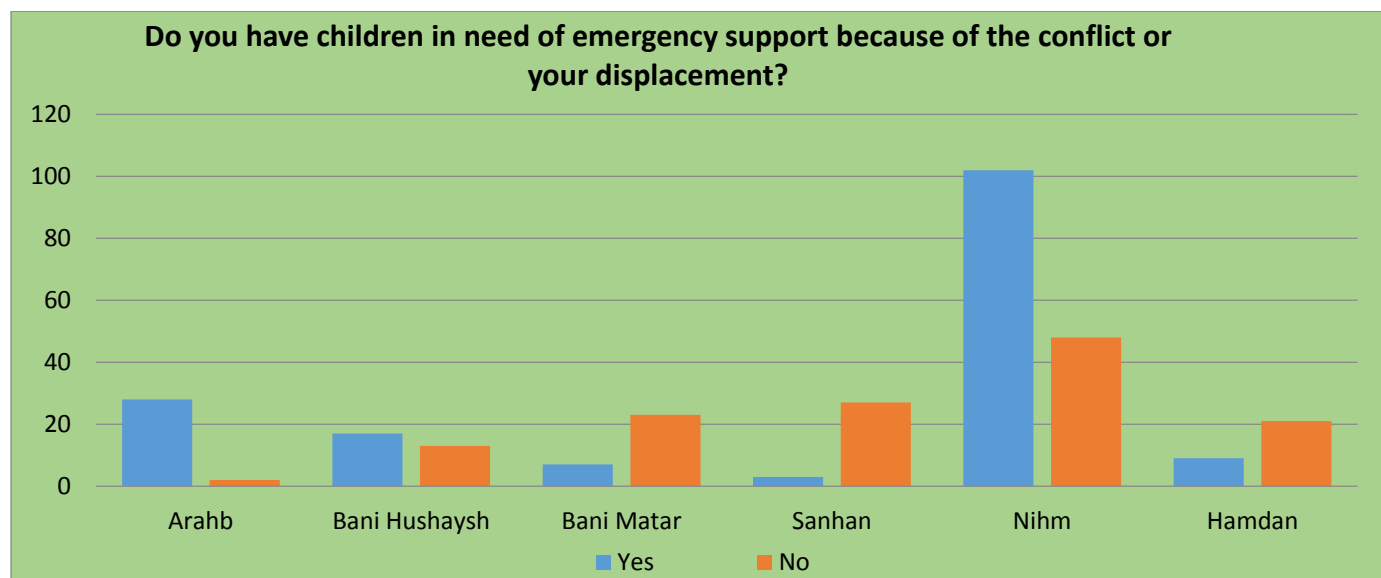
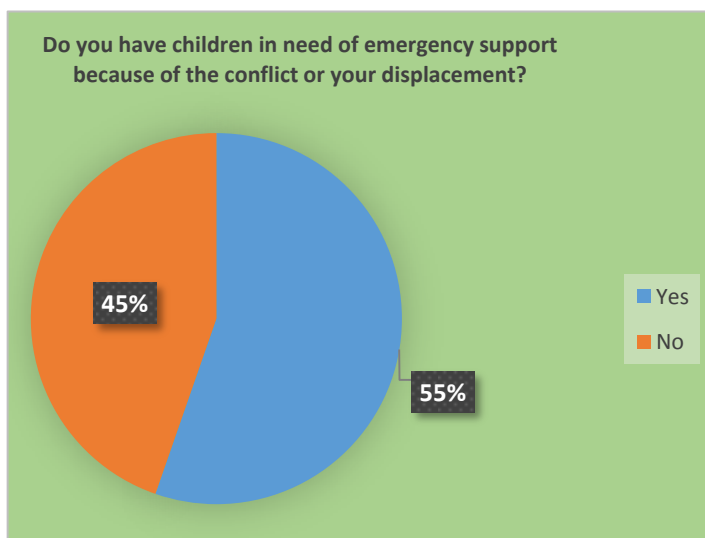
Other reasons or issues that affected the targeted people and forced them to move from their houses or locations?

District targeted	Arahb	Bani Hushaysh	Bani Matar	Sanhan	Nihm	Hamdan	Total
No other reasons or issues	30	30	30	16	119	30	255
The house partially damage by the airstrike				14	1		15
Due to the fear from the airstrike					3		3
the airstrike targeting the houses of people and many families moved to another places					12		12
Due to looting of property					15		15
Total	30	30	30	30	150	30	300

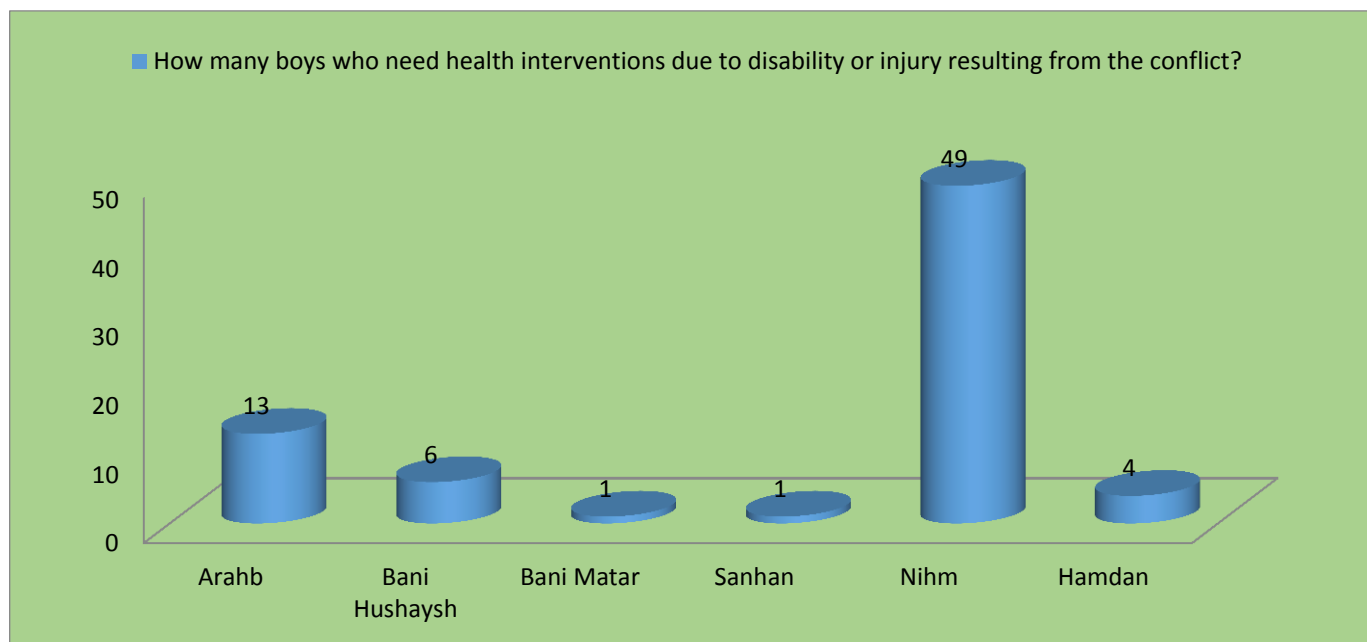


Do you have children in need of emergency support because of the conflict or your displacement?

Do you have children in need of emergency support because of the conflict or your displacement?			
District targeted	Yes	No	Total
Arahb	28	2	30
Bani Hushaysh	17	13	30
Bani Matar	7	23	30
Sanhan	3	27	30
Nihm	102	48	150
Hamdan	9	21	30
Total	166	134	300
Percent	55.33	44.67	100.00

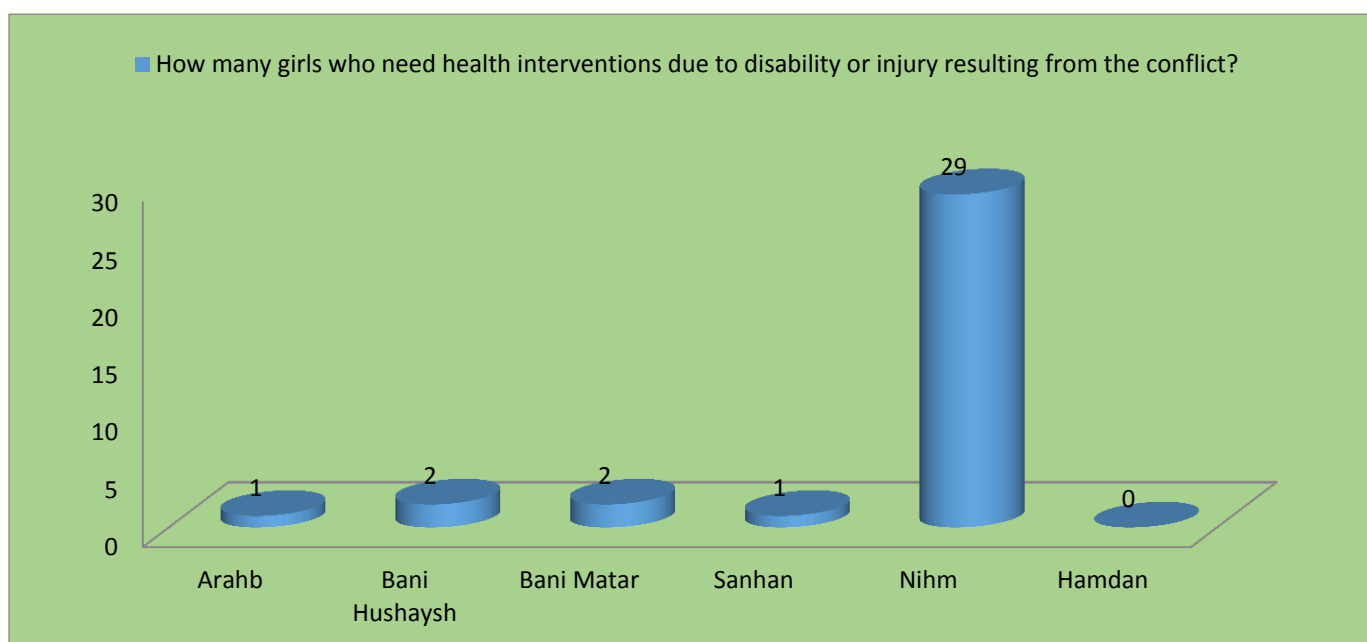


How many boys who need health interventions due to disability or injury resulting from the conflict?								
District targeted	1	2	3	4	6	Refuse to answer	None	Total
Arahb	6		1	1			22	13
Bani Hushaysh	4	1					25	6
Bani Matar	1						29	1
Sanhan	1						29	1
Nihm	28	4	1	1	1	4	111	49
Hamdan	2	1					27	4
Total	42	6	2	2	1	4	243	74

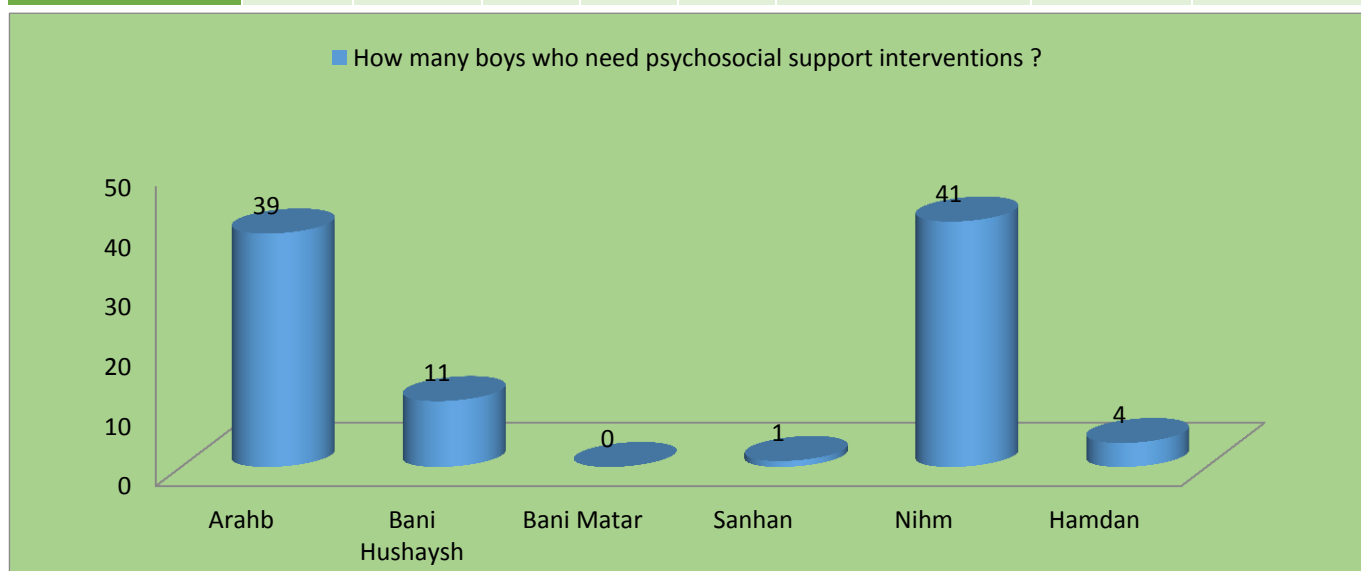


How many girls who need health interventions due to disability or injury resulting from the conflict?

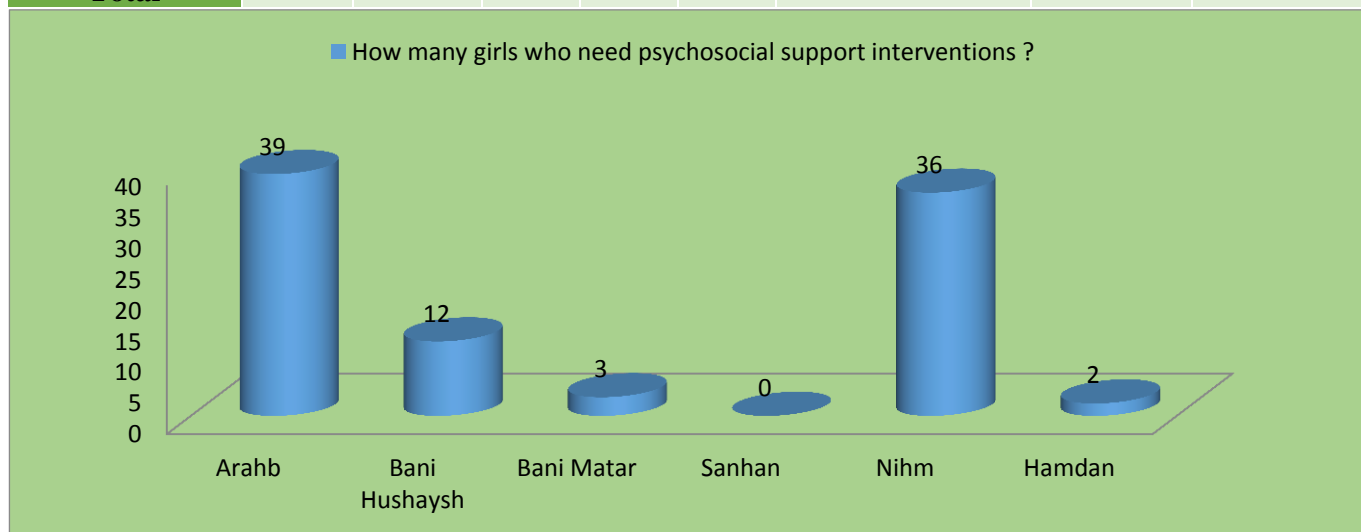
District targeted	1	2	6	Refuse to answer	None	Total
Arahb	1	0	0	0	29	1
Bani Hushaysh	2	0	0	0	28	2
Bani Matar	2	0	0	0	28	2
Sanhan	1	0	0	0	29	1
Nihm	15	4	1	1	129	29
Hamdan	0	0	0	0	30	0
Total	21	8	6	1	273	35



How many boys who need psychosocial support interventions ?								
District targeted	1	2	3	4	5	Refuse to answer	None	Total
Arahb	7	6	5		1		11	39
Bani Hushaysh	3	2		1			24	11
Bani Matar							30	0
Sanhan	1						29	1
Nihm	25	3	2	1		1	118	41
Hamdan	1		1				28	4
Total	37	11	8	2	1	1	240	96

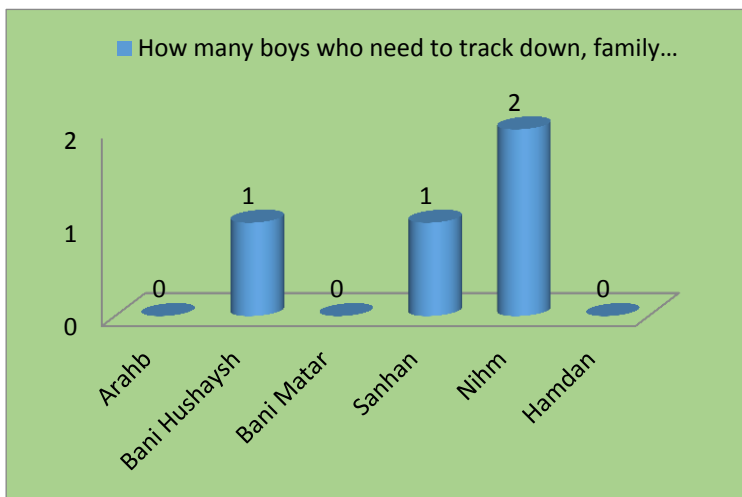


How many girls who need psychosocial support interventions ?								
District targeted	1	2	3	4	6	Refuse to answer	None	Total
Arahb	7	9	2	2			10	39
Bani Hushaysh	1		1	2			26	12
Bani Matar	3						27	3
Sanhan							30	0
Nihm	13	1	1		3	1	131	36
Hamdan	2						28	2
Total	26	18	9	8	18	1	252	92



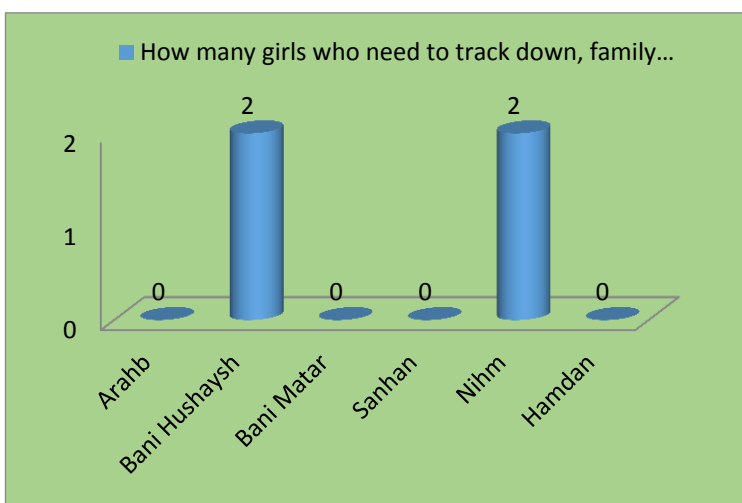
How many boys who need to track down, family reunions

District targeted	1	Refuse to answer	None	Total
Arahb			30	0
Bani Hushaysh	1		29	1
Bani Matar			30	0
Sanhan	1		29	1
Nihm	2	1	147	2
Hamdan			30	0
Total	4	1	295	4



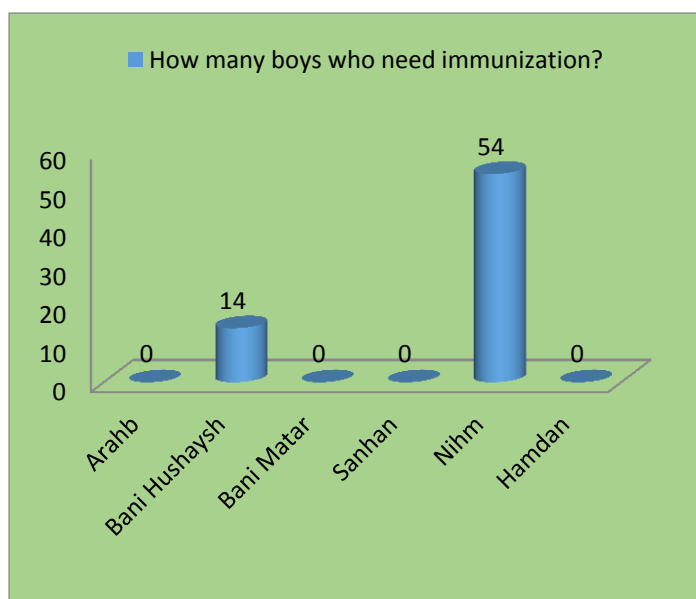
How many girls who need to track down, family reunions

District targeted	1	2	Refuse to answer	None	Total
Arahb				30	0
Bani Hushaysh		1		29	2
Bani Matar				30	0
Sanhan				30	0
Nihm	2		1	147	2
Hamdan				30	0
Total	2	2	1	296	4

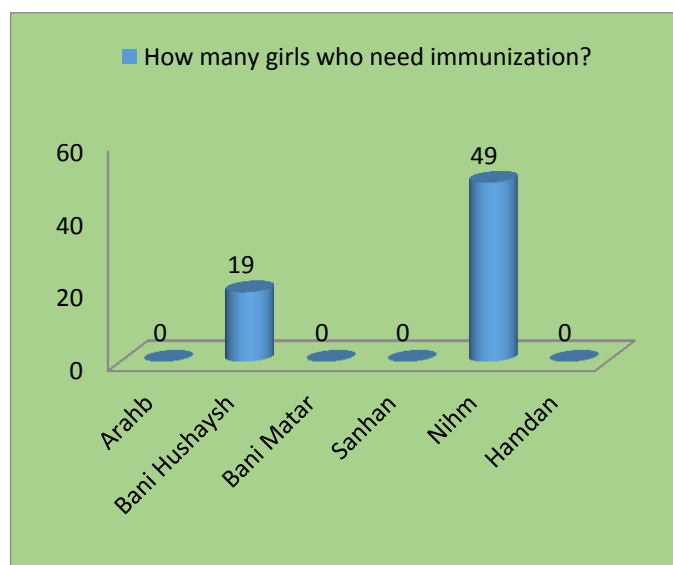


How many boys who need immunization?

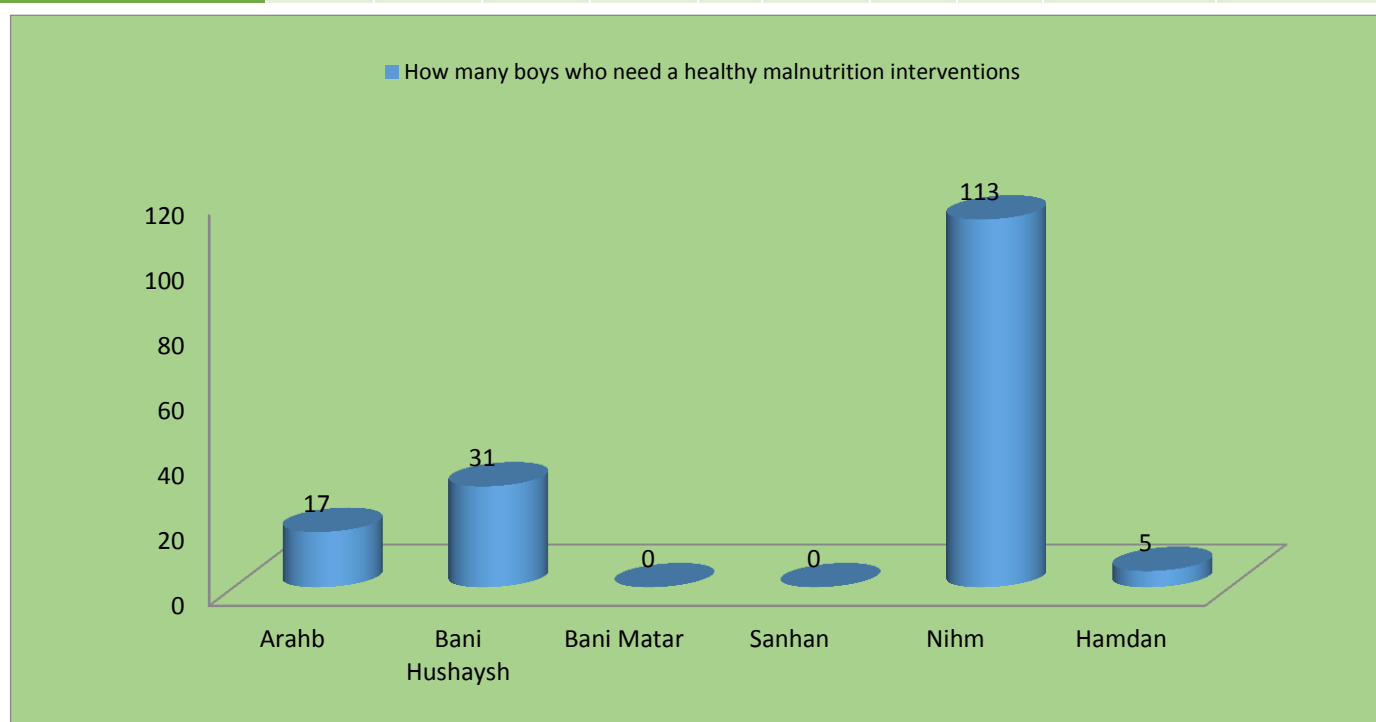
District targeted	1	2	3	4	Refuse to answer	None	Total
Arahb	0	0	0	0	0	30	0
Bani Hushaysh	5	1	1	1	0	22	14
Bani Matar	0	0	0	0	0	30	0
Sanhan	0	0	0	0	0	30	0
Nihm	22	10	4	0	1	113	54
Hamdan	0	0	0	0	0	30	0
Total	27	22	15	4	1	255	68



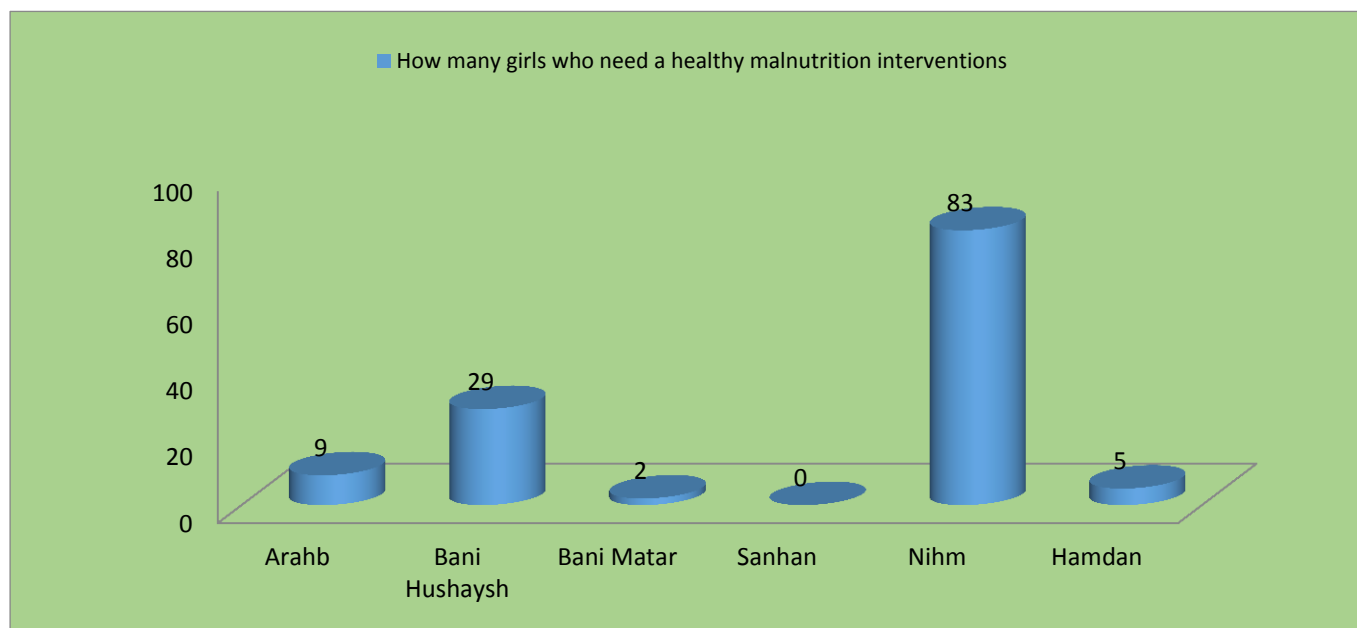
How many girls who need immunization?								
District targeted	1	2	3	4	6	Refuse to answer	None	Total
Arahb	0	0	0	0	0		30	0
Bani Hushaysh	2		3	2			23	19
Bani Matar	0	0	0	0	0		30	0
Sanhan	0	0	0	0	0		30	0
Nihm	26	1	1		3	1	118	49
Hamdan	0	0	0	0	0		30	0
Total	28	1	4	2	3	1	261	68



How many boys who need a healthy malnutrition interventions										
District targeted	1	2	3	4	5	6	7	8	None	Total
Arahb	4	1	1	0	0	0	0	1	23	17
Bani Hushaysh	8	4	1	3	0	0	0	0	14	31
Bani Matar	0	0	0	0	0	0	0	0	30	0
Sanhan	0	0	0	0	0	0	0	0	30	0
Nihm	38	12	4	1	3	1	2	0	89	113
Hamdan	1	2	0	0	0	0	0	0	27	5
Total	51	19	6	4	3	1	2	1	213	166



How many girls who need a healthy malnutrition interventions								
District targeted	1	2	3	4	5	6	None	Total
Arahb	4	1	1				24	9
Bani Hushaysh	2	3	3	3			19	29
Bani Matar	2						28	2
Sanhan	0	0	0	0	0	0	30	0
Nihm	40	10	4		1	3	92	83
Hamdan	3	1					26	5
Total	51	29	24	12	5	18	219	128

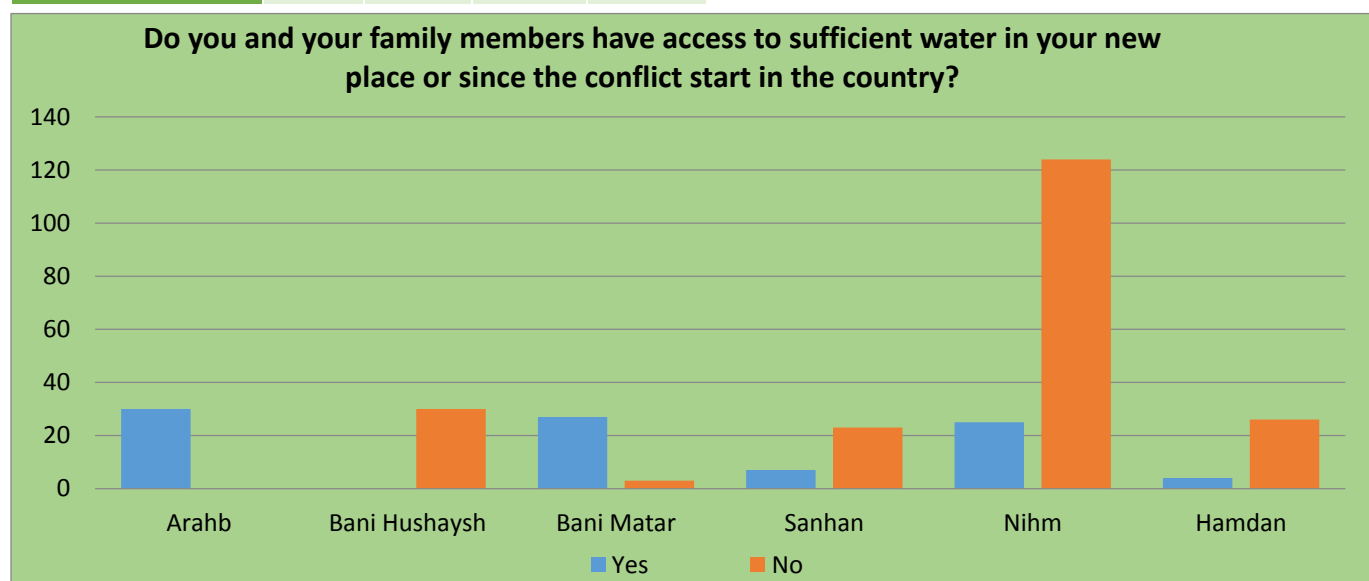
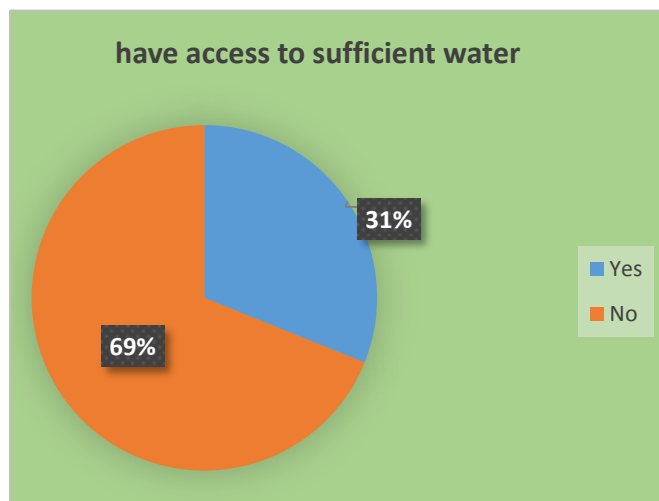


Section four: Access to services

Access to basic services such as health-education - water - food - Sanitation., since the beginning of the conflict or since your displacement;

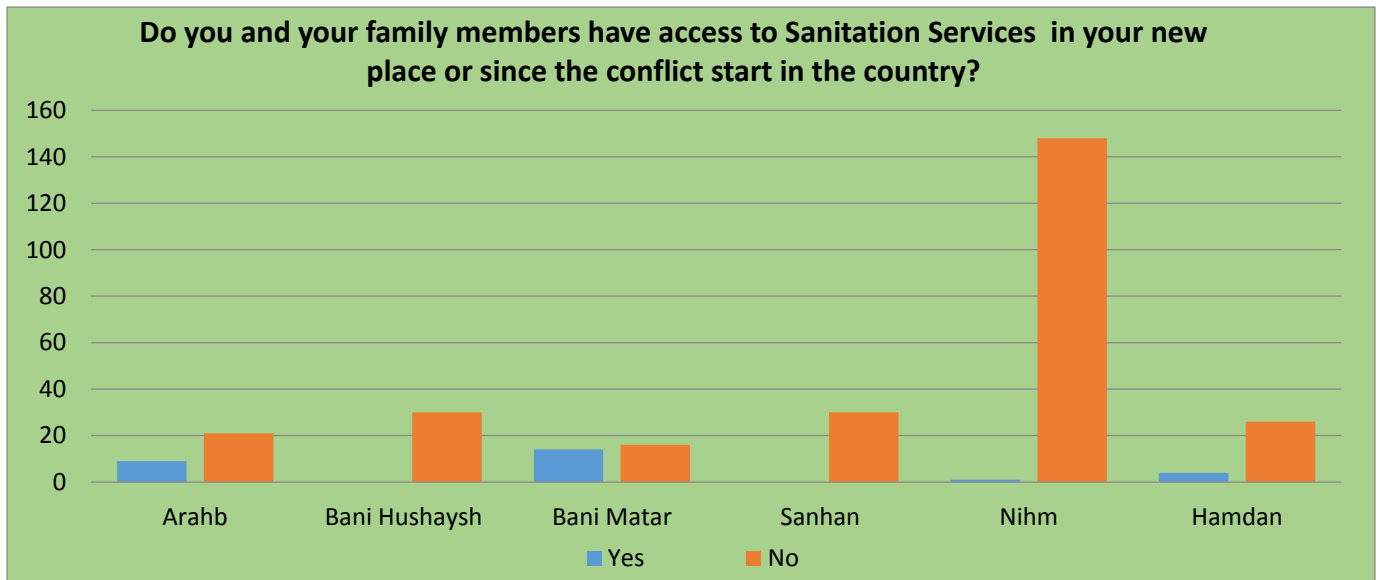
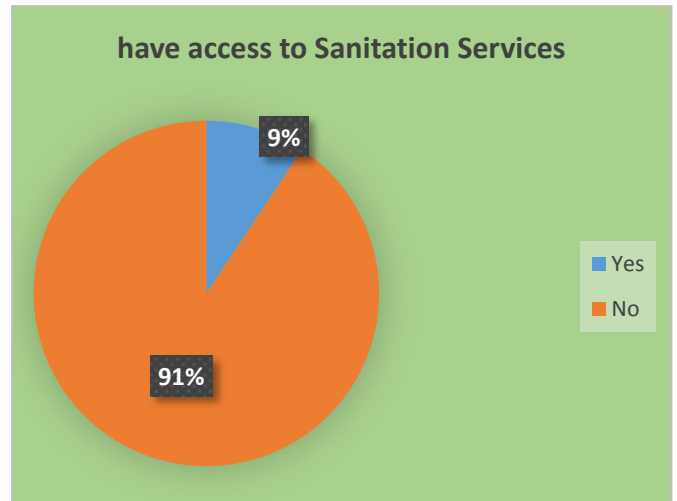
Access to sufficient water;

Do you and your family members have access to sufficient water in your new place or since the conflict start in the country?				
District targeted	Yes	No	Refuse to answer	Total
Arahb	30			30
Bani Hushaysh		30		30
Bani Matar	27	3		30
Sanhan	7	23		30
Nihm	25	124	1	150
Hamdan	4	26		30
Total	93	206	1	300



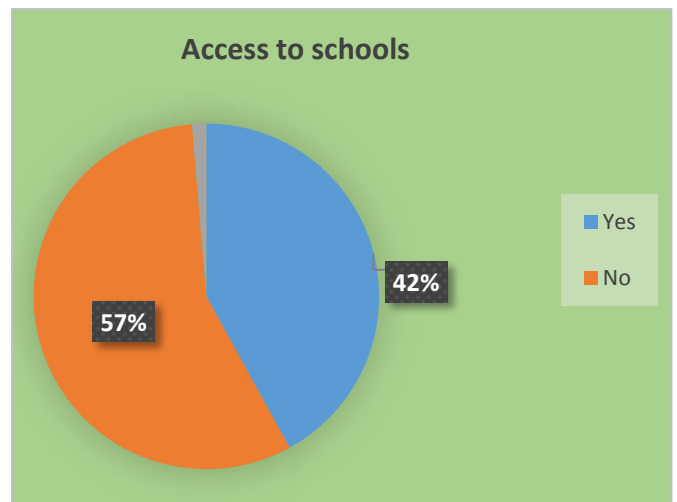
Access to Sanitation Services;

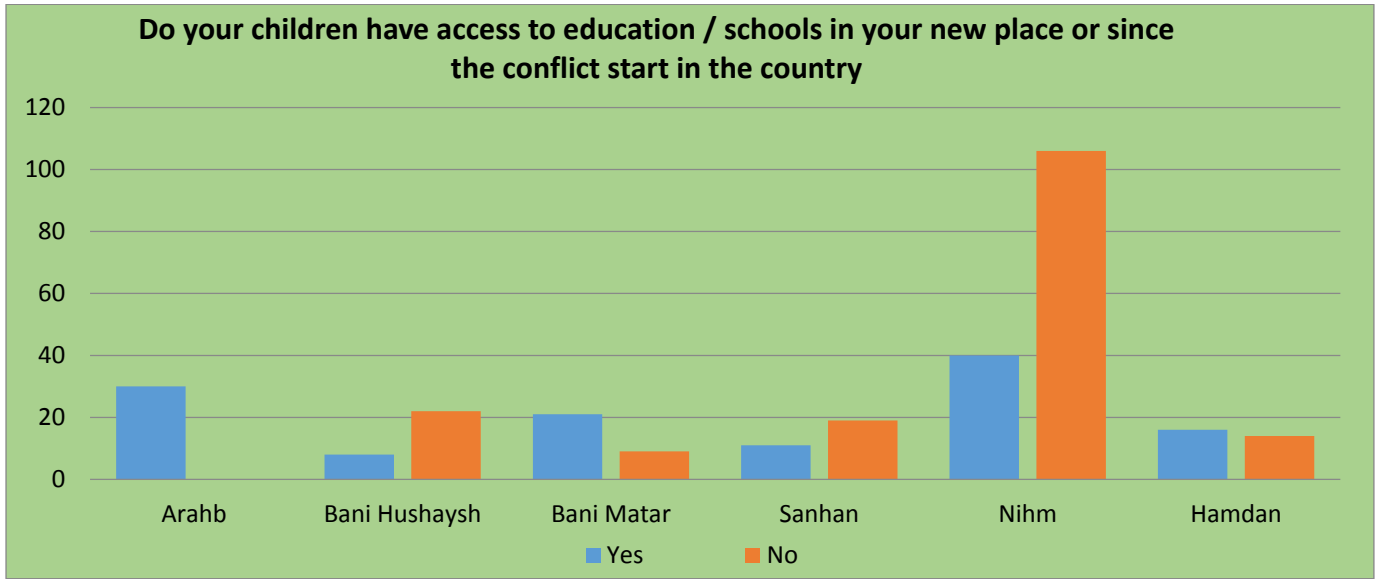
Do you and your family members have access to Sanitation Services in your new place or since the conflict start in the country?				
District targeted	Yes	No	Refuse to answer	Total
Arahb	9	21		30
Bani Hushaysh		30		30
Bani Matar	14	16		30
Sanhan		30		30
Nihm	1	148	1	150
Hamdan	4	26		30
Total	28	271	1	300



Access to Education;

Do your children have access to education / schools in your new place or since the conflict start in the country?				
District targeted	Yes	No	Refuse to answer	Total
Arahb	30			30
Bani Hushaysh	8	22		30
Bani Matar	21	9		30
Sanhan	11	19		30
Nihm	40	106	4	150
Hamdan	16	14		30
Total	126	170	4	300

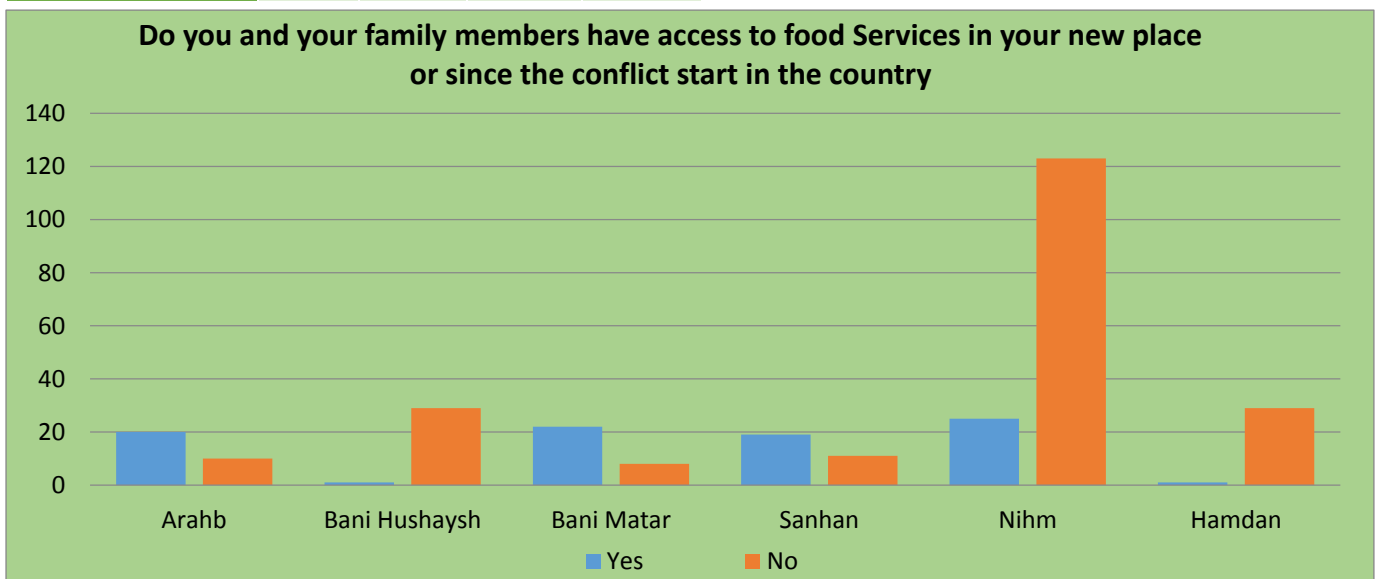
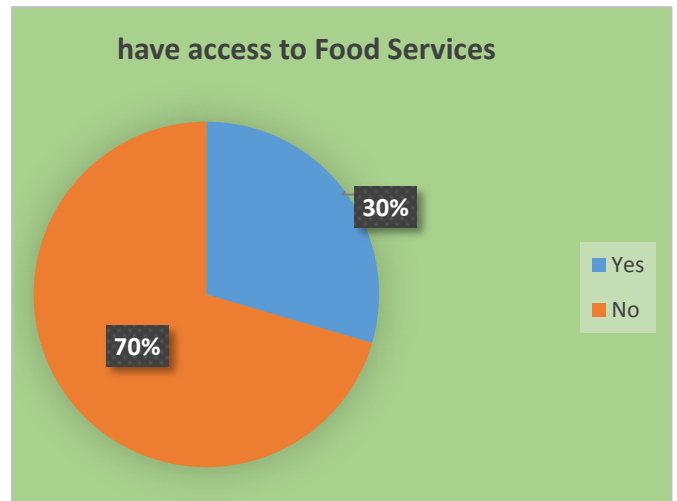




Access to food Services;

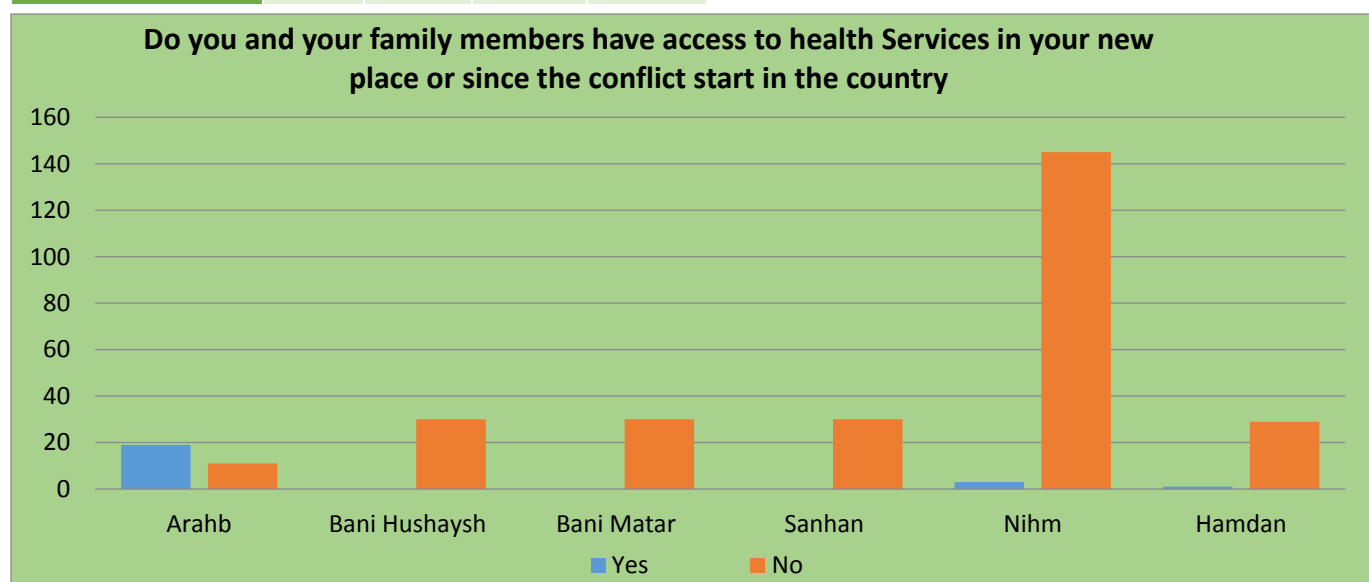
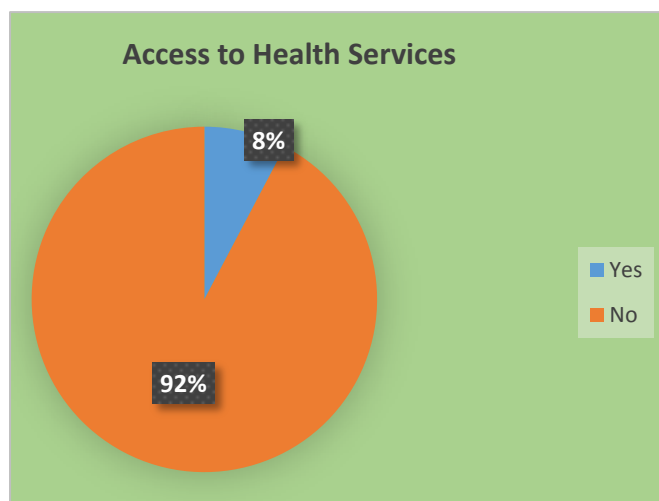
Do you and your family members have access to food Services in your new place or since the conflict start in the country?

District targeted	Yes	No	Refuse to answer	Total
Arahb	20	10		30
Bani Hushaysh	1	29		30
Bani Matar	22	8		30
Sanhan	19	11		30
Nihm	25	123	2	150
Hamdan	1	29		30
Total	88	210	2	300



Access to Health Service;

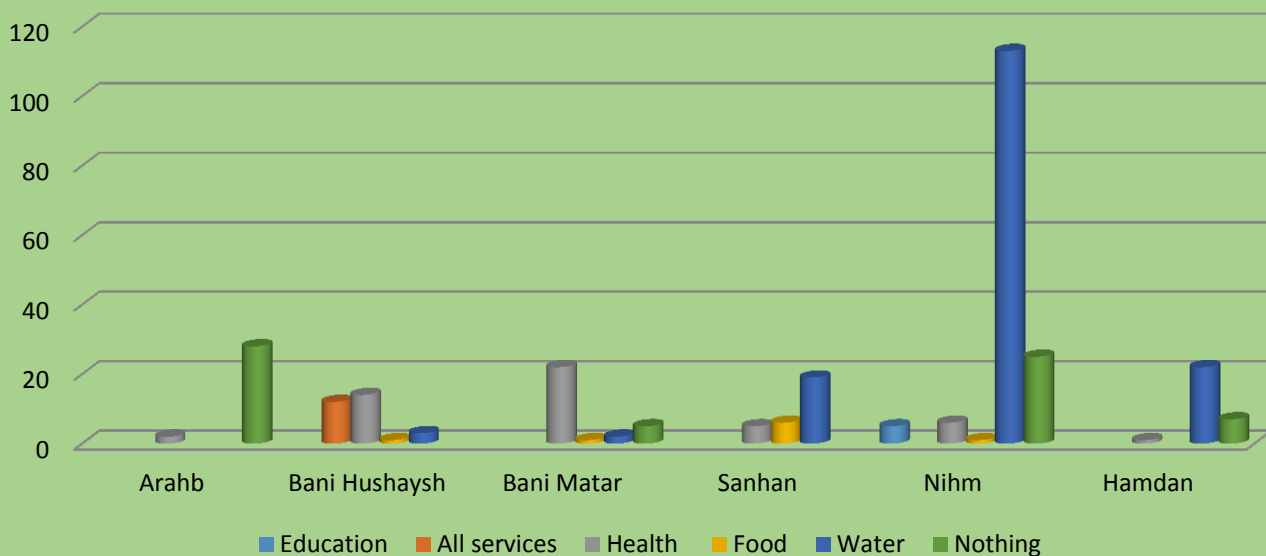
Do you and your family members have access to health Services in your new place or since the conflict start in the country?				
District targeted	Yes	No	Refuse to answer	Total
Arahb	19	11		30
Bani Hushaysh		30		30
Bani Matar		30		30
Sanhan		30		30
Nihm	3	145	2	150
Hamdan	1	29		30
Total	23	275	2	300



Regarding to the barriers and obstacles or reasons that people facing to have access to services; there are different barriers such as;

a. the services are fare way (long distances) from their homes							
District targeted	Education	All services	Health	Food	Water	Nothing	Total
Arahb			2			28	30
Bani Hushaysh		12	14	1	3		30
Bani Matar			22	1	2	5	30
Sanhan			5	6	19		30
Nihm	5		6	1	113	25	150
Hamdan			1		22	7	30
Total	5	12	50	9	159	65	300

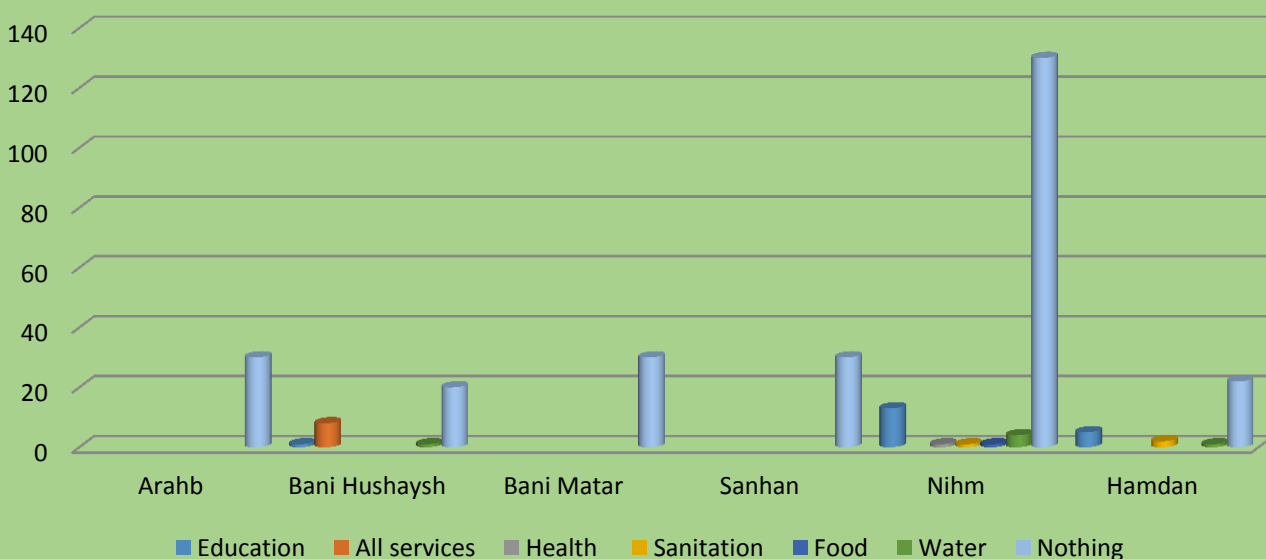
a. the services are fare way (long distances) from their homes



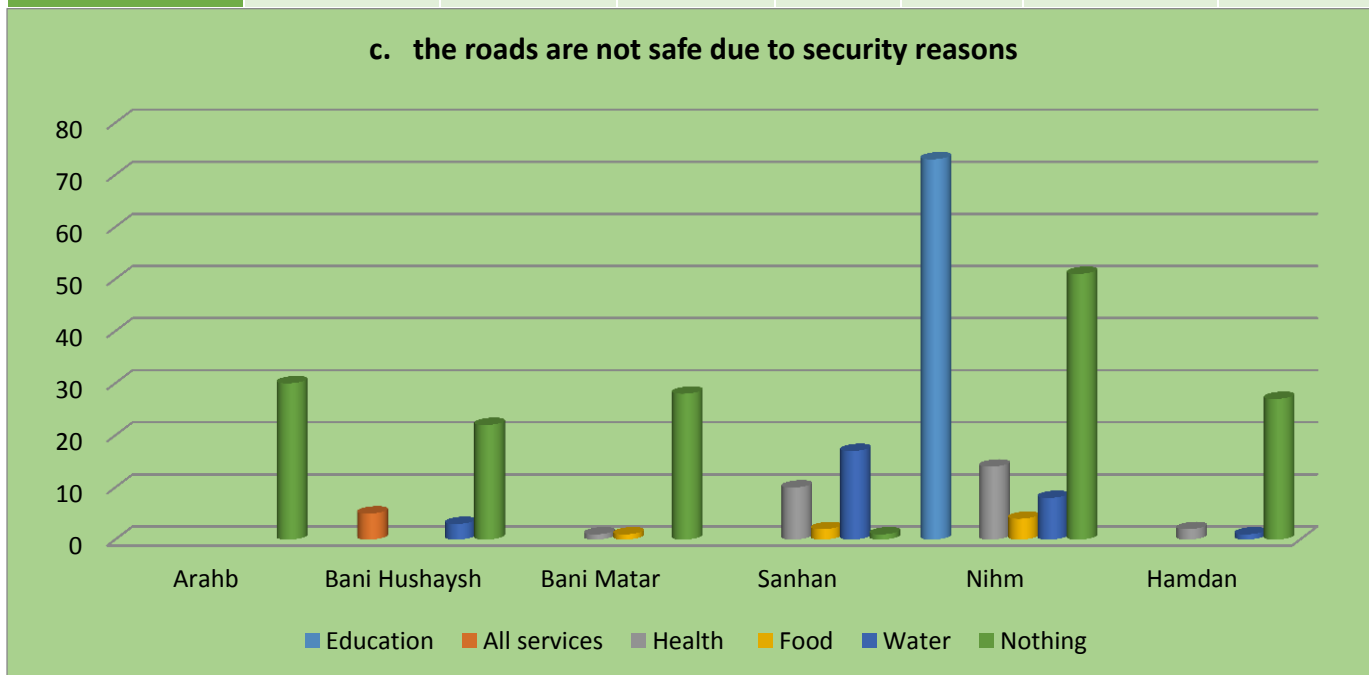
b. the location/ place of the services are equipped by IDPs

District targeted	Education	All services	Health	Sanitation	Food	Water	Nothing	Total
Arahb							30	30
Bani Hushaysh	1	8				1	20	30
Bani Matar							30	30
Sanhan							30	30
Nihm	13		1	1	1	4	130	150
Hamdan	5			2		1	22	30
Total	19	8	1	3	1	6	262	300

b. the location/ place of the services are equipped by IDPs

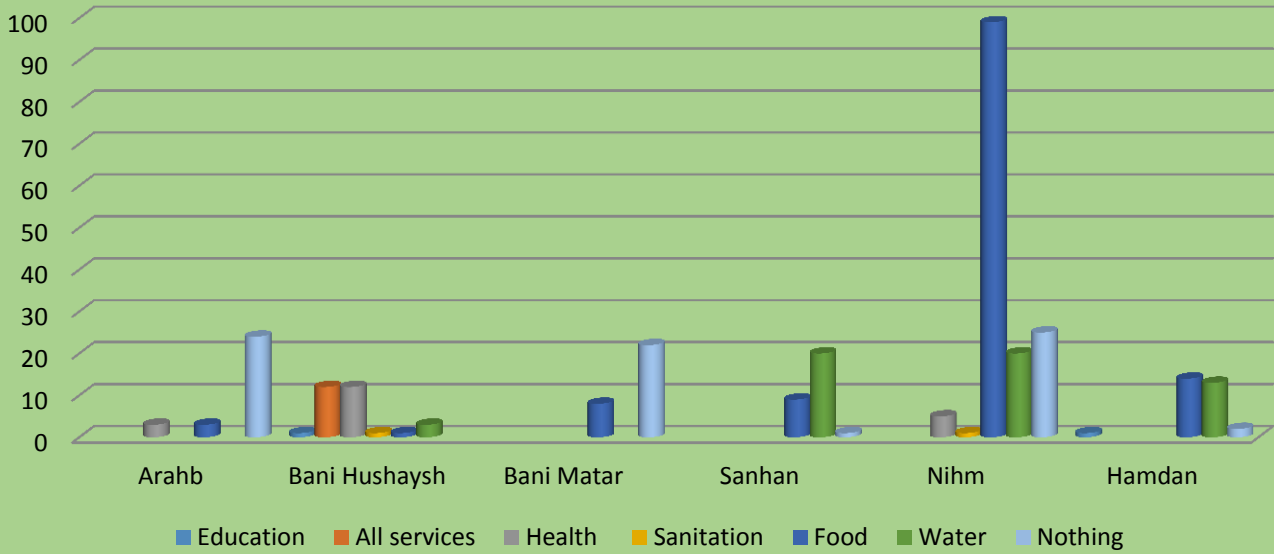


c. the roads are not safe due to security reasons							
District targeted	Education	All services	Health	Food	Water	Nothing	Total
Arahb						30	30
Bani Hushaysh		5			3	22	30
Bani Matar			1	1		28	30
Sanhan			10	2	17	1	30
Nihm	73		14	4	8	51	150
Hamdan			2		1	27	30
Total	73	5	27	7	29	159	300



d. the cost of the services are very expensive								
District targeted	Education	All services	Health	Sanitation	Food	Water	Nothing	Total
Arahb			3		3		24	30
Bani Hushaysh	1	12	12	1	1	3		30
Bani Matar					8		22	30
Sanhan					9	20	1	30
Nihm			5	1	99	20	25	150
Hamdan	1				14	13	2	30
Total	2	12	20	2	134	56	74	300

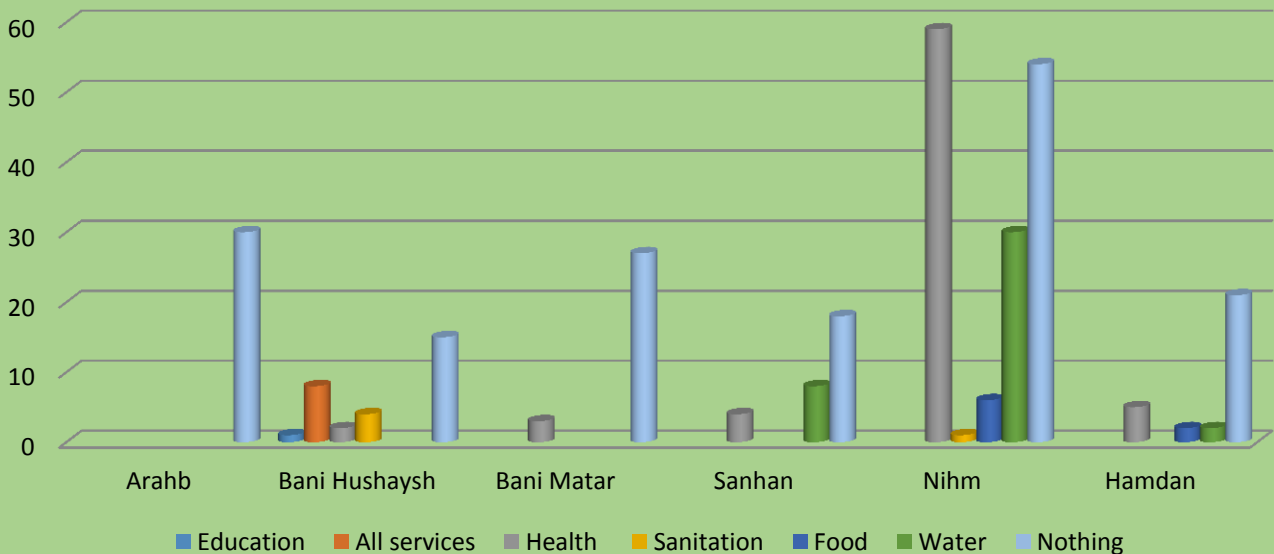
d. the cost of the services are very expensive



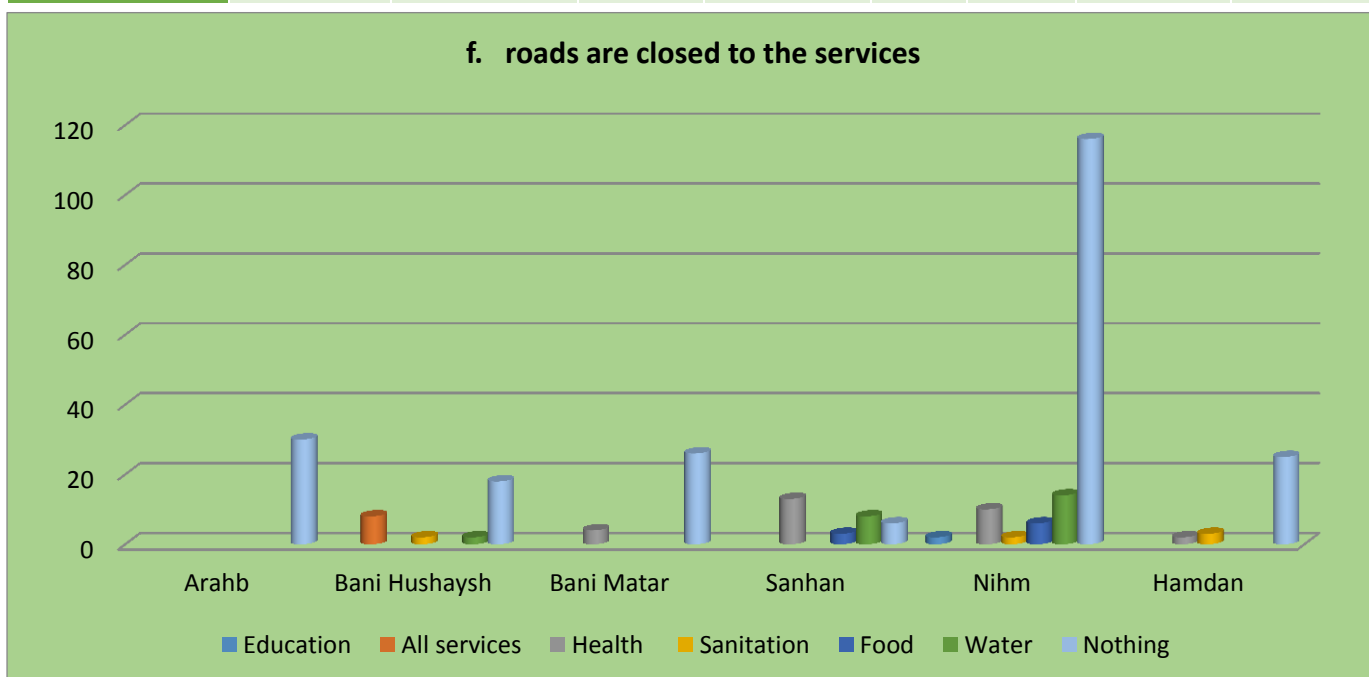
e. no transportation available to the services

District targeted	Education	All services	Health	Sanitation	Food	Water	Nothing	Total
Arahb							30	30
Bani Hushaysh	1	8	2	4			15	30
Bani Matar			3				27	30
Sanhan			4			8	18	30
Nihm			59	1	6	30	54	150
Hamdan			5		2	2	21	30
Total	1	8	73	5	8	40	165	300

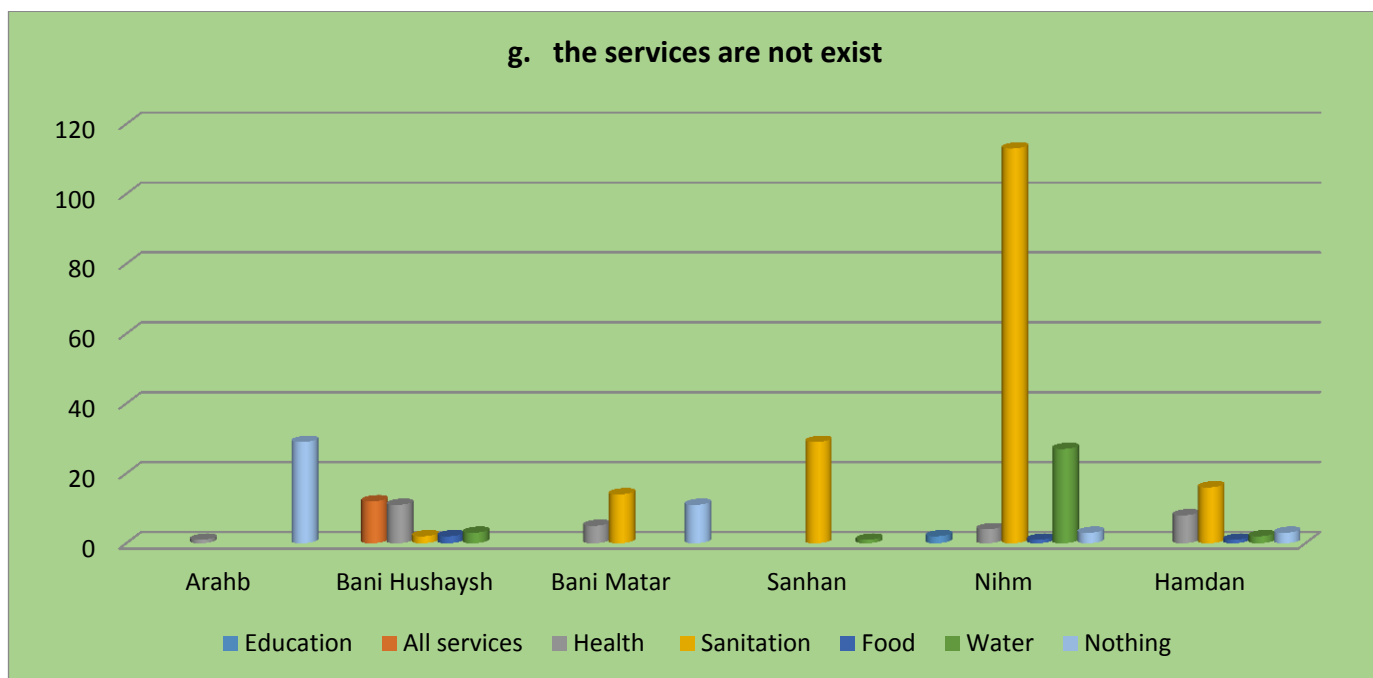
e. no transportation available to the services



f. roads are closed to the services								
District targeted	Education	All services	Health	Sanitation	Food	Water	Nothing	Total
Arahb							30	30
Bani Hushaysh		8		2		2	18	30
Bani Matar			4				26	30
Sanhan			13		3	8	6	30
Nihm	2		10	2	6	14	116	150
Hamdan			2	3			25	30
Total	2	8	29	7	9	24	221	300

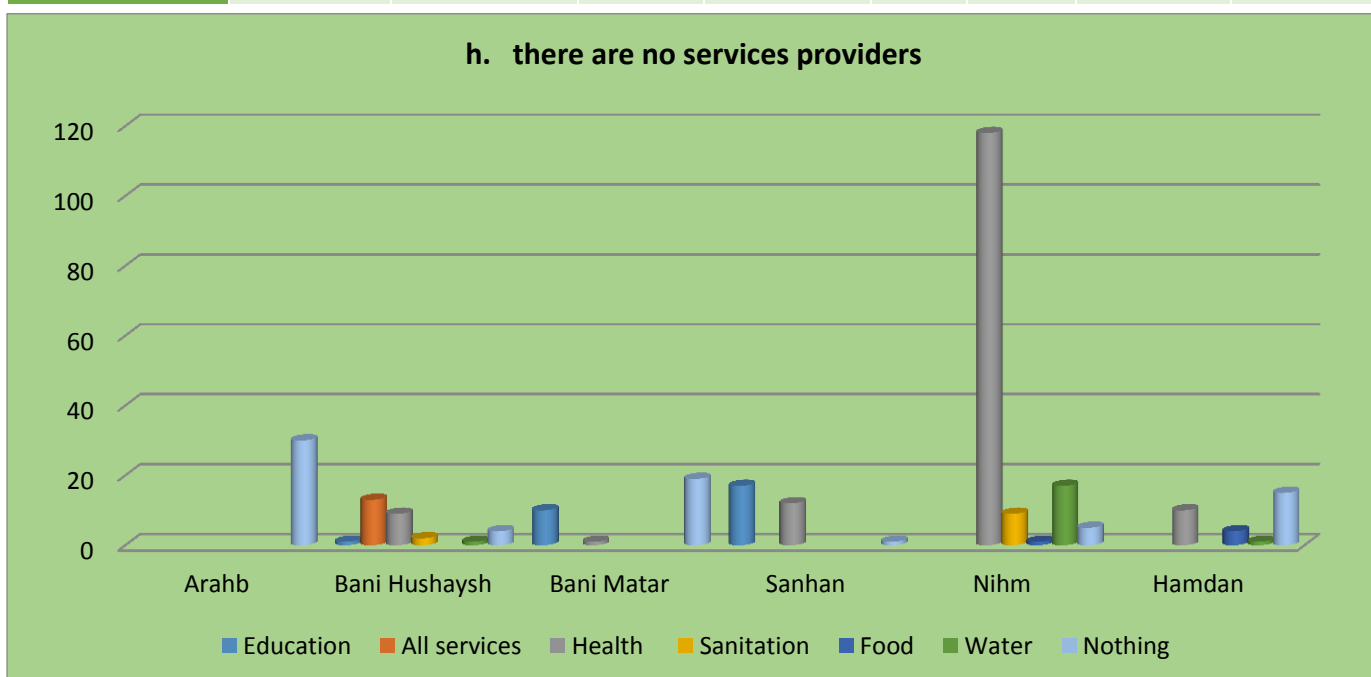


g. the services are not exist								
District targeted	Education	All services	Health	Sanitation	Food	Water	Nothing	Total
Arahb			1				29	30
Bani Hushaysh		12	11	2	2	3		30
Bani Matar			5	14			11	30
Sanhan				29		1		30
Nihm	2		4	113	1	27	3	150
Hamdan			8	16	1	2	3	30
Total	2	12	29	174	4	33	46	300

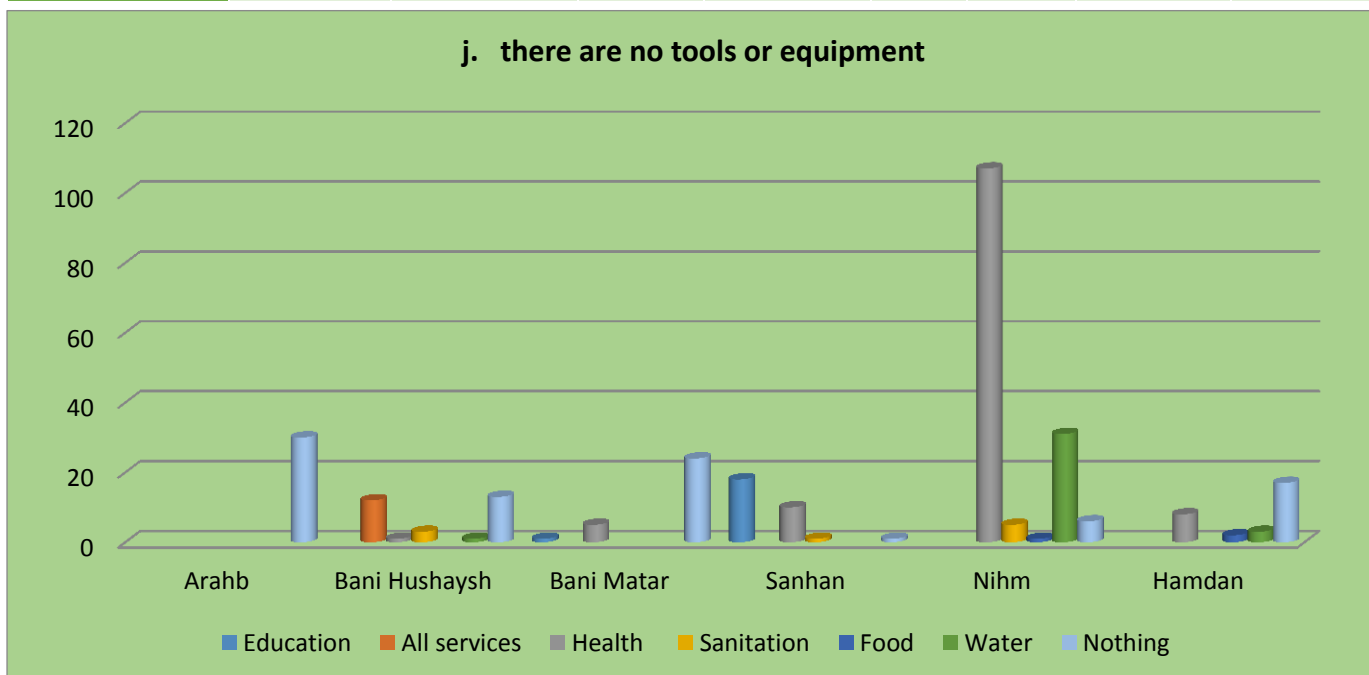


h. there are no services providers

District targeted	Education	All services	Health	Sanitation	Food	Water	Nothing	Total
Arahb							30	30
Bani Hushaysh	1	13	9	2		1	4	30
Bani Matar	10		1				19	30
Sanhan	17		12				1	30
Nihm			118	9	1	17	5	150
Hamdan			10		4	1	15	30
Total	28	13	150	11	5	19	74	300

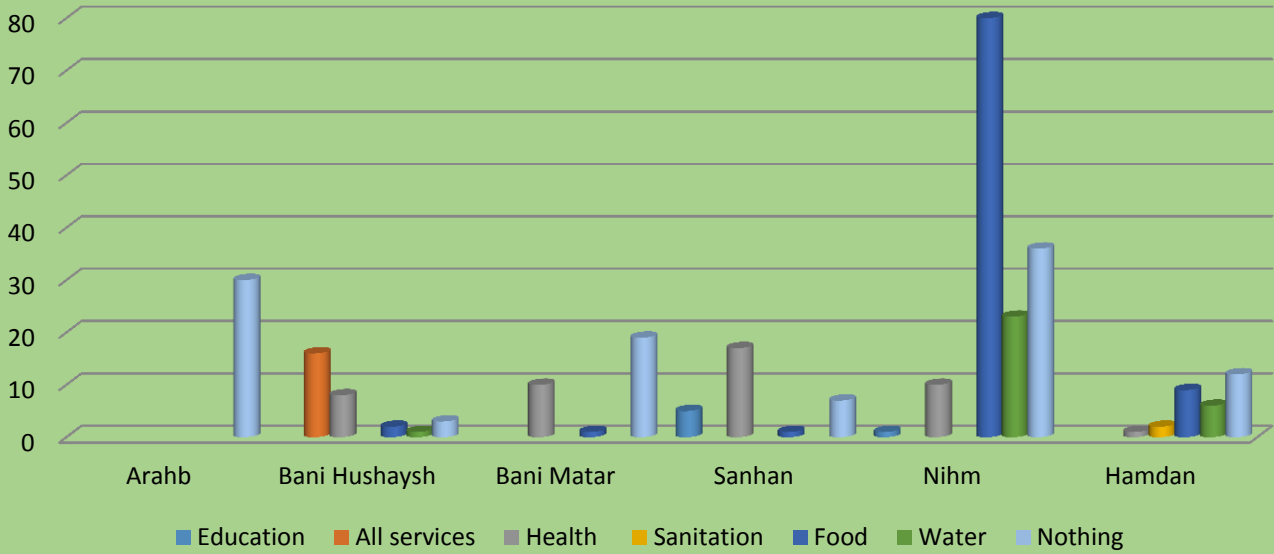


j. there are no tools or equipment								
District targeted	Education	All services	Health	Sanitation	Food	Water	Nothing	Total
Arahb							30	30
Bani Hushaysh		12	1	3		1	13	30
Bani Matar	1		5				24	30
Sanhan	18		10	1			1	30
Nihm			107	5	1	31	6	150
Hamdan			8		2	3	17	30
Total	19	12	131	9	3	35	91	300



k. there are no respond from the services providers								
District targeted	Education	All services	Health	Sanitation	Food	Water	Nothing	Total
Arahb							30	30
Bani Hushaysh		16	8		2	1	3	30
Bani Matar			10		1		19	30
Sanhan	5		17		1		7	30
Nihm	1		10		80	23	36	150
Hamdan			1	2	9	6	12	30
Total	6	16	46	2	93	30	107	300

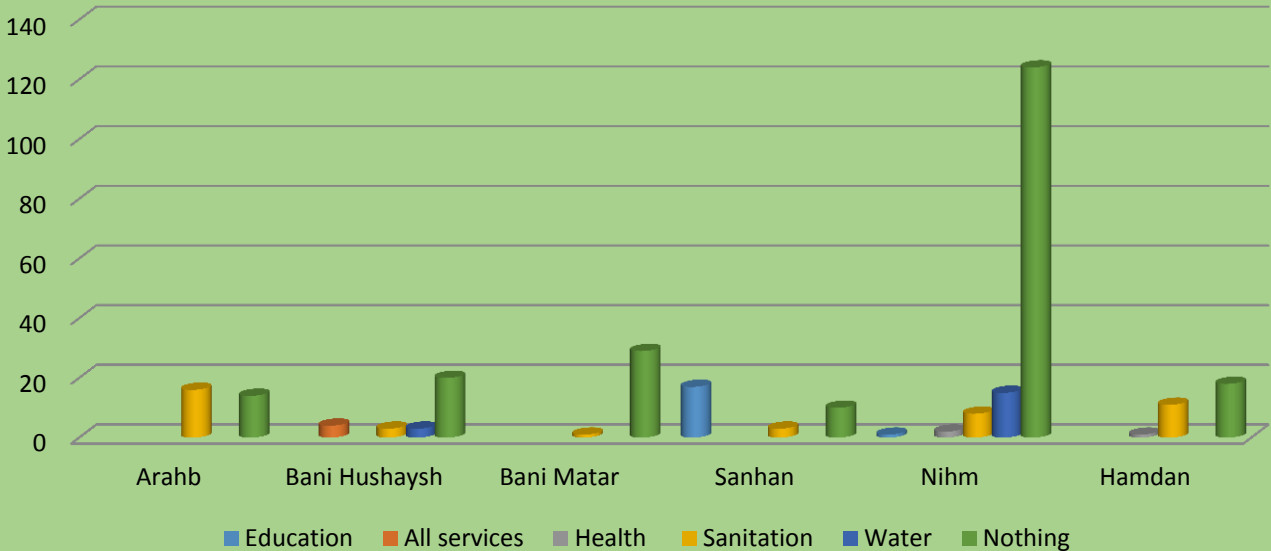
k. there are no respond from the services providers



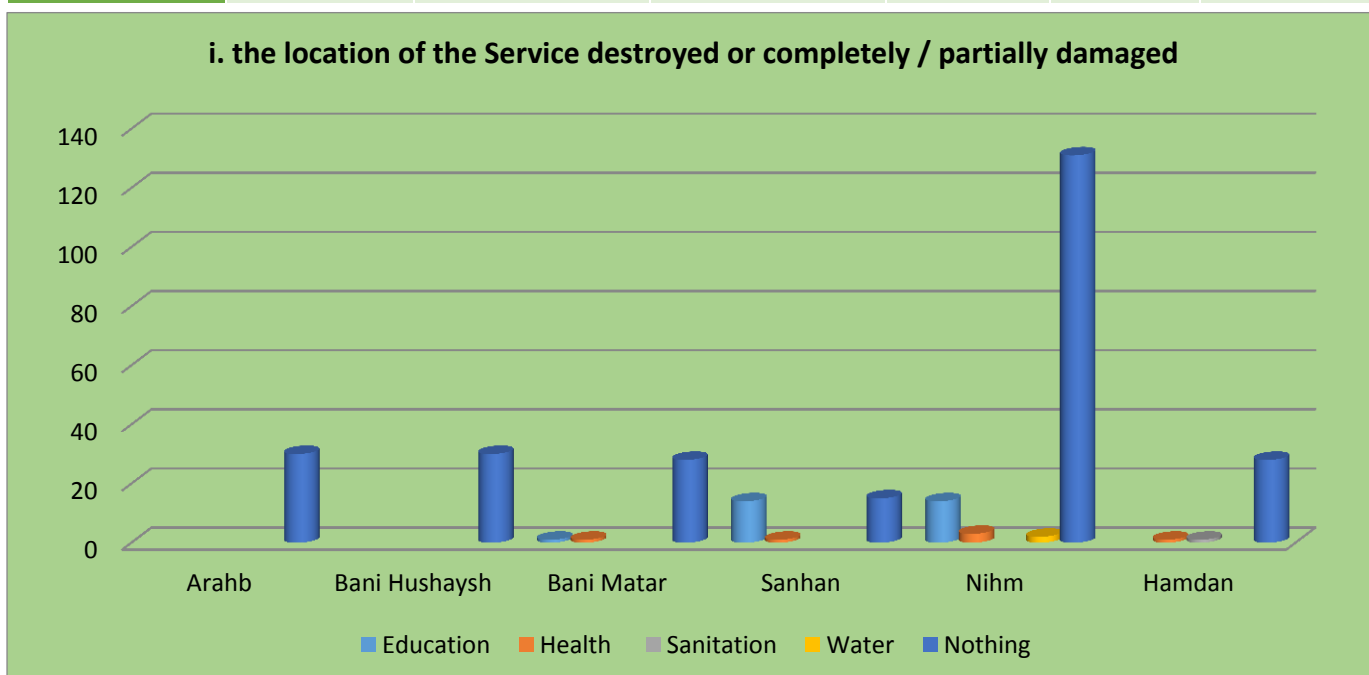
l. no exist latrines

District targeted	Education	All services	Health	Sanitation	Water	Nothing	Total
Arahb				16		14	30
Bani Hushaysh		4		3	3	20	30
Bani Matar				1		29	30
Sanhan	17			3		10	30
Nihm	1		2	8	15	124	150
Hamdan			1	11		18	30
Total	18	4	3	42	18	215	300

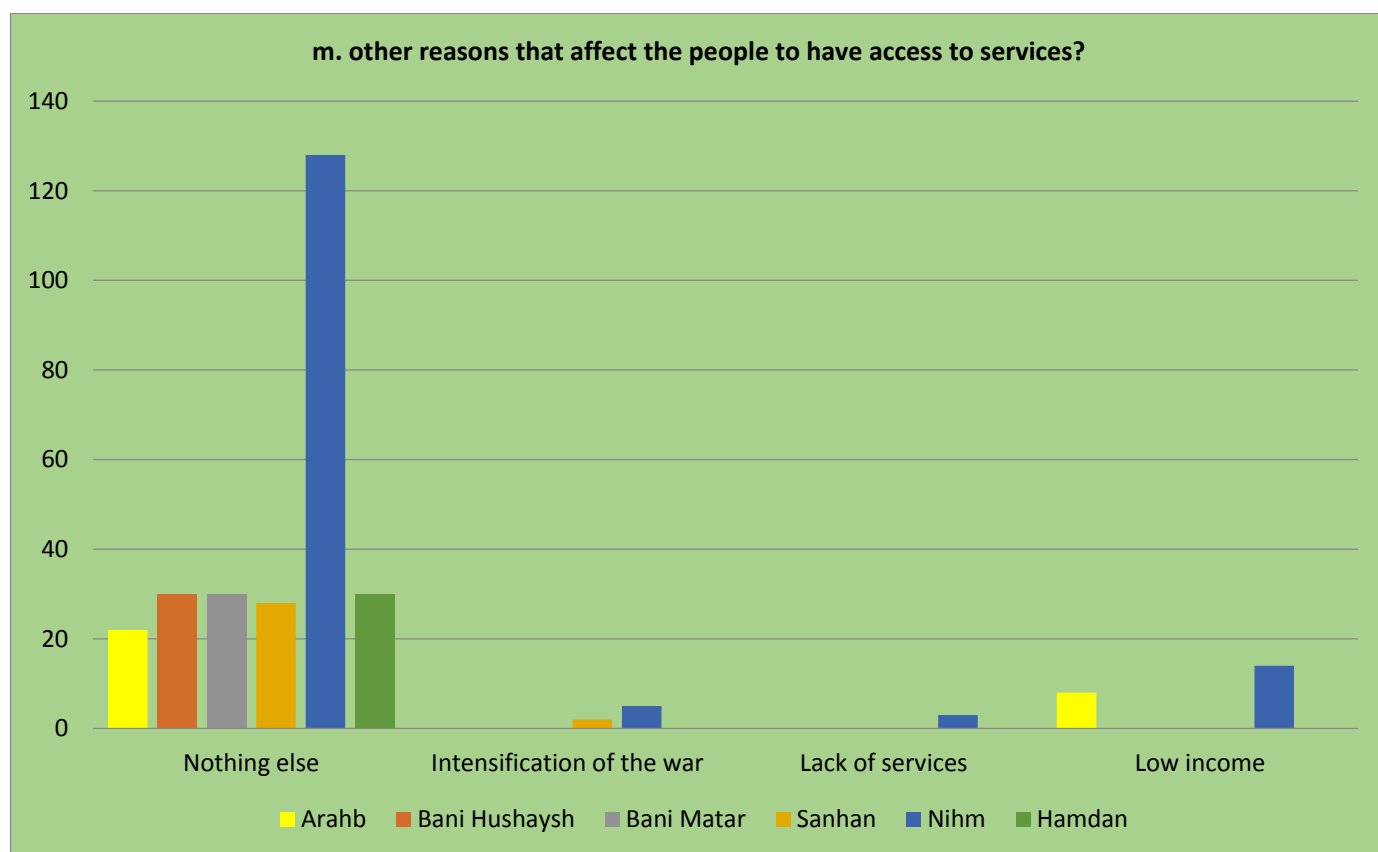
l. no exist latrines



i. the location of the Service destroyed or completely / partially damaged						
District targeted	Education	Health	Sanitation	Water	Nothing	Total
Arahb					30	30
Bani Hushaysh					30	30
Bani Matar	1	1			28	30
Sanhan	14	1			15	30
Nihm	14	3		2	131	150
Hamdan		1	1		28	30
Total	29	6	1	2	262	300



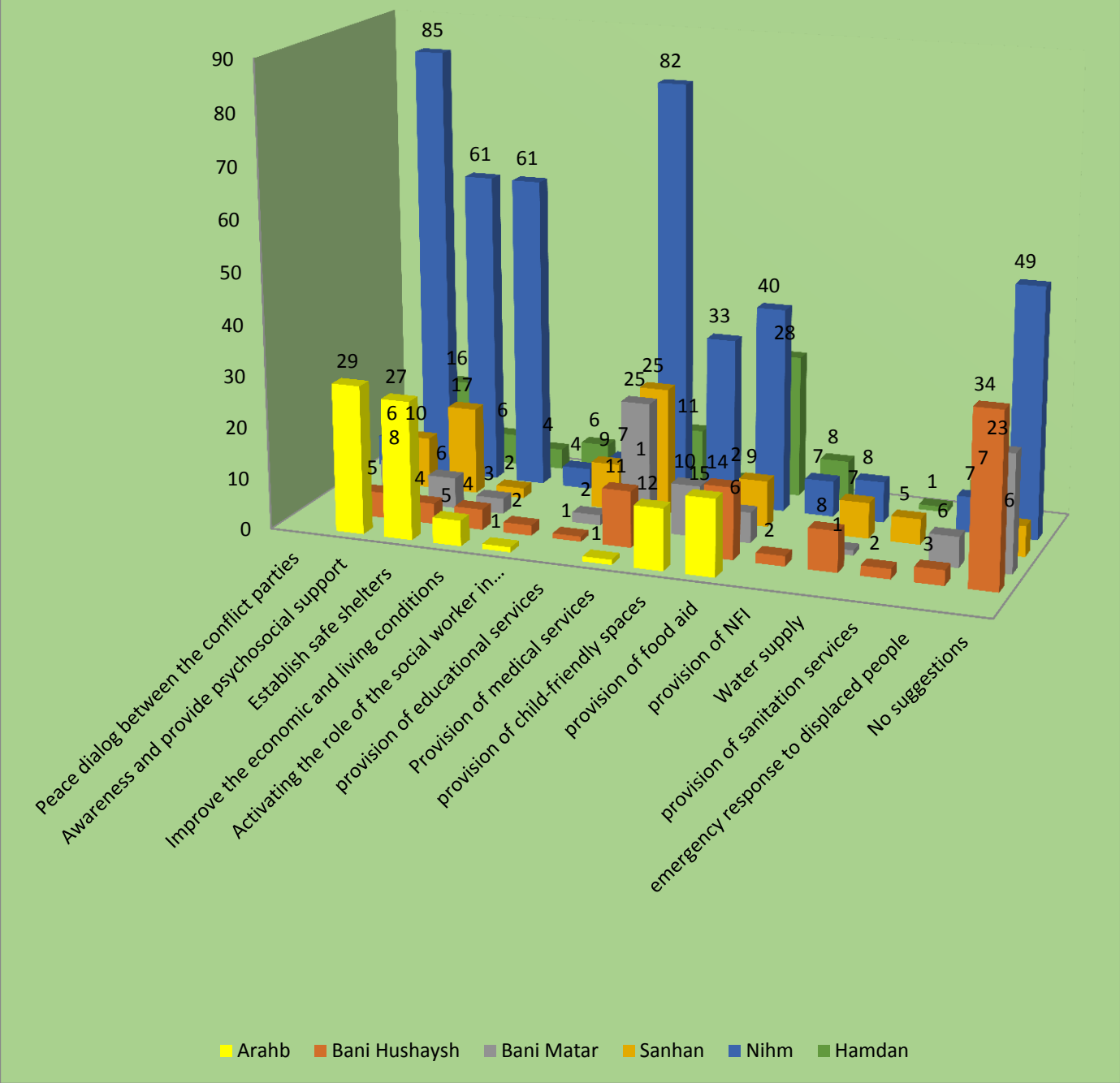
m. other reasons that affect the people to have access to services							
District targeted	Arahb	Bani Hushaysh	Bani Matar	Sanhan	Nihm	Hamdan	Total
Nothing else	22	30	30	28	128	30	268
Intensification of the war				2	5		7
Lack of services					3		3
Low income	8				14		22
Grand Total	30	30	30	30	150	30	300



What are your suggestions for protecting children and adults during displacement or conflict from the violation and other abuse ?

District targeted	Arahb	Bani Hushaysh	Bani Matar	Sanhan	Nihm	Hamdan	Total
Peace dialog between the conflict parties					6		6
Awareness and provide psychosocial support	29	5	8	10	85	16	153
Establish safe shelters	27	4	6	17	61	6	121
Improve the economic and living conditions	5	4	3	2	61	4	79
Activating the role of the social worker in organizations	1	2			4	6	13
provision of educational services		1	2	9	7	1	20
Provision of medical services	1	11	25	25	82	11	155
provision of child-friendly spaces	12		10		33	2	57
provision of food aid	15	14	6	9	40	28	112
provision of NFI		2			7	8	17
Water supply		8	1	7	8		24
provision of sanitation services		2		5		1	8
emergency response to displaced people		3	6		7	7	23
No suggestions		34	23	6	49		112

What are your suggestions for protecting children and adults during displacement or conflict from the violation and other abuse?



For more information , you can contact or visit the YGUSSWP

Alansie Building – 6 floors – 23 apartment – Sheba Round behind CAC Bank Building– Sana'a

Mobile; - (967-777806007)- (711969100)

yuoswp@gmail.com

www.facebook.com/yugsswp

www.facebook.com/yguswp